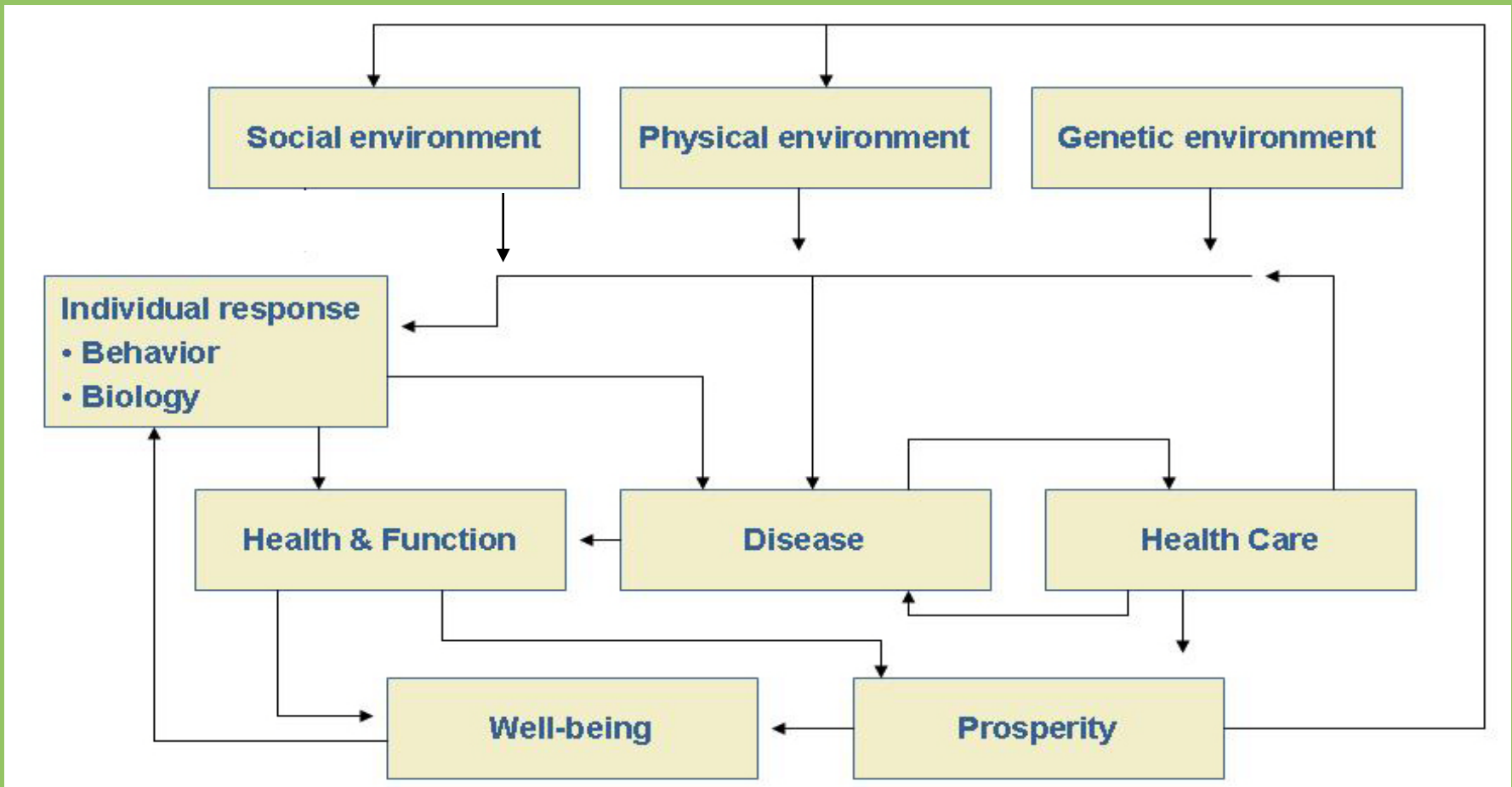


# definition of health:

Health is a state of well-being and the capability to function in the face of changing circumstances.

# Conceptual Framework for Patterns of Determinants of Health

Evans and Stoddart, Amer Jour of Public Health, 1990



# criteria for selection

## MAGNITUDE OF THE PROBLEM

How many people does the problem affect, either actually or potentially?

## SERIOUSNESS OF THE CONSEQUENCES

What degree of burden occurs because of the problem?

## FEASIBILITY OF CORRECTING

Is the problem amenable to intervention?  
Is the problem preventable?

# key data

## SARASOTA COUNTY Health Scorecard CHIP Community Health Improvement Planning

SARASOTA COUNTY Health Scorecard		2007	
	Current Data	2010 Target	Trending Toward Target?
<b>INDIVIDUAL RESPONSE / BEHAVIORS</b>			
Youth who currently smoke	11.4%	8%	●
Adults who currently smoke	18.6%	11%	○
Adults who engage in heavy or binge drinking	9.9%	6%	○
No regular/moderate physical activity	52.3%	42%	○
Adults who consume < 5 fruits/vegetables per day	73.3%	67%	○
Colorectal cancer screening, ages 50+	36.4%	50%	○
Mammogram in past 2 years, women 40+	81.8%	86%	○
Births with 1 <sup>st</sup> trimester prenatal care	84.8%	91%	●
<b>SOCIAL ENVIRONMENT</b>			
Domestic violence rate per 100,000	435.2	321	●
Level of social support	84.0%	90%	●
Families below poverty level	5.7%	2%	●
High social trust	48%	60%	○
High school drop-out	2.8%	2.8%	●
<b>PHYSICAL ENVIRONMENT</b>			
Public perception of transportation problems	15.2%	11%	●
Miles of sidewalk	434	533	●
<b>HEALTH &amp; FUNCTIONING</b>			
Infant mortality per 1000 births	4.7	4	●
<b>DISEASE / INJURY</b>			
Overweight youth	19.4%	12%	●
Adult obesity rate	19.9%	12.0%	●
High blood pressure	34.3%	16.0%	●
Diabetes prevalence	8.7%	6.0%	●
Unintentional injury death rate per 100,000	52.0	23.0	●
Lung cancer incidence per 100,000	71.5	65.0	●
Breast cancer incidence per 100,000	117.9	110.0	●
Melanoma incidence per 100,000	15.3	14.0	●
Heart disease death rate per 100,000	142.3	120.0	●
Vaccine-preventable disease incidence per 100,000	3.1	1.0	●
Chlamydia incidence per 100,000	138.3	126.0	●
Enteric disease rate per 100,000	37.4	26.0	●
Motor vehicle fatalities per 100,000	19.4	15.0	●
<b>HEALTH CARE</b>			
Unable to get care in last 12 months	9.0%	2.5%	●
No insurance coverage (adults)	15.2%	6.0%	●
No insurance coverage (youth)	14.1%	6.0%	○
<b>PROSPERITY</b>			
Percentage of earned to total income	43%	50%	●
<b>WELL-BEING</b>			
Health status fair or poor	12.1%	11.0%	●

NOTES: Data are for most current year available. See supporting document for details.  
Trend lights determined by comparing current data with most recent previous data.  
Developed by the CHIP HSOC | [www.chip4health.org](http://www.chip4health.org) | 941.861.2987  
August 2007

● Data trending away from target.  
● Data trending toward target.  
○ Trend data not available.

### COMMUNITY PERSPECTIVES

"Check the three items that you believe are the most important health concerns in the community."

	Sarasota County Percent
Aging problems (Alzheimer's, arthritis)	61.4
Chronic diseases	43.8
Alcohol and drug abuse	36.2
Poor diet/lack of exercise	25.2
Lack of access to healthcare	24.0
Child abuse/neglect	18.5
Motor vehicle crashes	16.8
Tobacco Use	15.1
Homelessness	13.5
Mental Health Issues	11.9
Domestic Violence	10.7
Teenage Pregnancy	3.7
Sexually Transmitted Diseases	3.1
Infectious Diseases	2.3
Rape/Sexual Assault	1.9
Firearm related injuries	1.2
Homicide	1.2
Suicide	0.3

Percentages do not sum to 100 because individuals had the option of selecting more than one response.

"Check the three items you believe are the most important for a healthy community."

	Sarasota County Percent
Low crime/safe neighborhoods	47.4
Access to healthcare & other services	40.7
Good schools	33.2
Good jobs and healthy economy	31.1
Strong family life	29.5
Affordable housing	28.5
Healthy behaviors and lifestyles	25.8
Religious or spiritual values	21.8
Clean environment	21.2
Community involvement	20.2
Parks and recreation	8.3
Tolerance for diversity	6.6
Low level of child abuse	6.3
Arts and cultural events	4.6
Low death and disease rates	2.1

Percentages do not sum to 100 because individuals had the option of selecting more than one response.



2006  
Sarasota  
County



COMMUNITY HEALTH SURVEY

# priority areas

## INCREASE ACCESS TO HEALTHCARE

Find ways to **expand coverage** and **provide access** to affordable care for those without insurance.

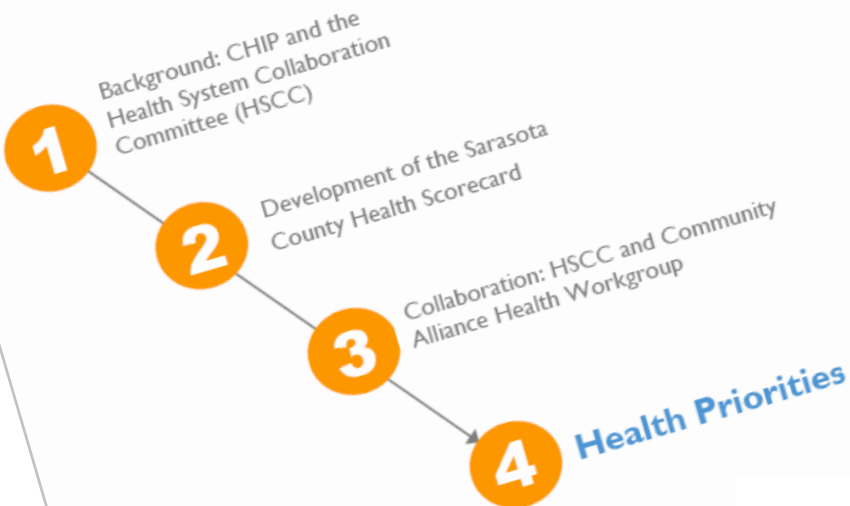
## ENCOURAGE ACTIVE, HEALTHY LIFESTYLES

Promote healthy lifestyle behaviors, foster social connectedness, and create an environment which encourages healthy choices.

## IMPROVE CHRONIC DISEASE MANAGEMENT

Help individuals maintain independence and keep as healthy as possible through **prevention, early detection,** and **management** of chronic conditions,

# A Summary of Health Priorities for Sarasota County



INCREASE ACCESS TO HEALTHCARE

ENCOURAGE ACTIVE, HEALTHY LIFESTYLES

IMPROVE CHRONIC DISEASE MANAGEMENT

2008 Community Health

**INTERACTIVE**

incubate **ideas**, create **connections**, inspire **action**



# goals ...

2008 Community Health

**INTERACTIVE**

incubate **ideas**, create **connections**, inspire **action**



- Bring diverse groups together and encourage collaborative efforts to achieve health goals
- Highlight examples of existing successful collaborations
- Inspire creative, innovative approaches to addressing health issues
- Introduce tools to make collaborations easier to initiate and more visible in the community
- Clarify opportunities to incentivize and support collaborations





## tools to incentivize collaborations ...

- Mini-grants
- Collaboration Compacts
- Awards

## products of the event ...

- A **blog** to encourage dialogue among participants of the 2008 Community Health Collaborative.
- An **Idea Inventory**: A listing of ideas generated at the event and the individuals, organizations, or businesses which can provide resources to convert those ideas to action.

2008 Community Health

**INTERACTIVE**

incubate **ideas**, create **connections**, inspire **action**



save the date ...

Wednesday, April 16<sup>th</sup>, 2008

9:00 a.m. to 1:00 p.m.

Chelsea Center



More details at

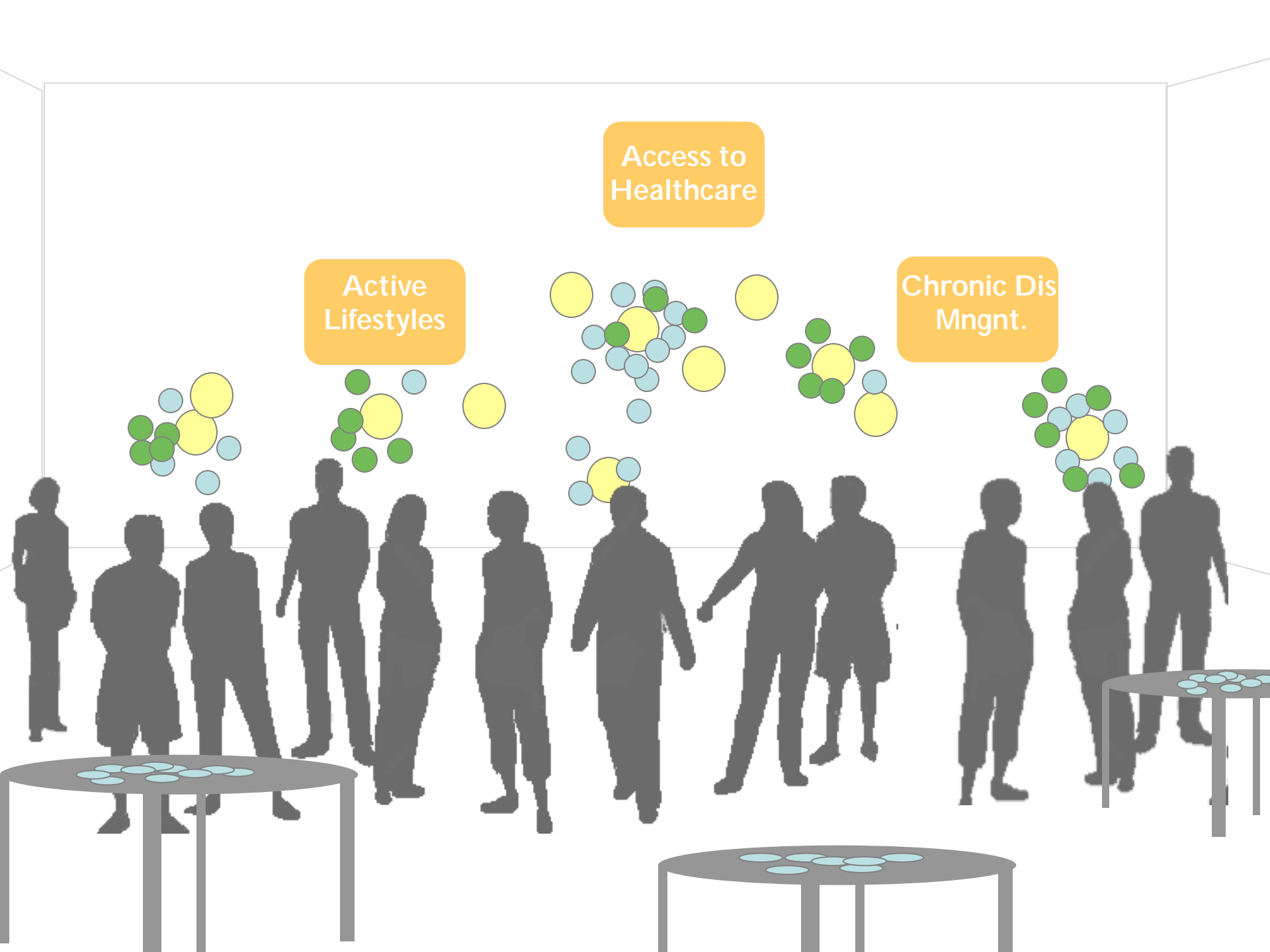
[www.chip4health.org/interactive](http://www.chip4health.org/interactive)




Access to  
Healthcare


Active  
Lifestyles

Chronic Dis  
Mngnt.

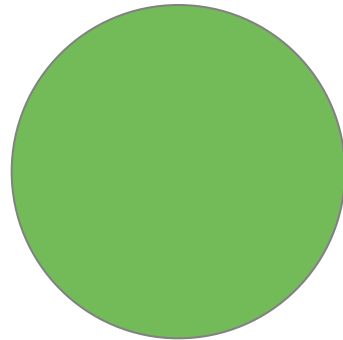




= Idea



= Resource



= Priority (3 per person)