

Sarasota County High Schools Youth Risk Behavior Survey

2010-11 Executive Summary

**Sarasota County Public Schools
Sarasota, Florida**

**Lori White
Superintendent**

Prepared by:

Margaret A. Shao, MPH (Candidate)


**With supervision from:
Moya L. Alfonso, PhD, MSPH**

**Jiann-Ping Hsu College of Public Health
Georgia Southern University**

Statesboro, Georgia



August 2011



Introduction

In the United States, the majority (74%) of deaths among children and young adults 10-24 years of age are the product of four causes: motor vehicle crashes (30%), other unintentional injuries (18%), homicide (16%), and suicide (12%). Considerable morbidity and social problems also occur in this country due to an estimated 757,000 pregnancies annually among young women aged 15-19 years in addition to the projected 9.1 million cases of sexually transmitted diseases (STDs) and 6,610 cases of HIV/AIDS among young people aged 15-24 years that occur each year. In the United States, 59% of all deaths and substantial morbidity among adults over the age of 24 years of age result from two causes: cardiovascular disease (35%) and cancer (24%). Six categories of behaviors reflect the leading causes of morbidity and mortality in the United States: behaviors that contribute to unintentional injuries and violence; tobacco use; alcohol and other drug use; specific sexual behaviors; unhealthy dietary behaviors; and physical inactivity. These behaviors, which frequently are interrelated, are often established at a young age and continue into adulthood (MMWR, 2010).

The Youth Risk Behavior Survey (YRBS), a component of the Centers for Disease Control and Prevention's (CDC) Youth Risk Behavior Surveillance System (YRBSS), measures the prevalence of health-risk behaviors among adolescents through representative national, state, and local surveys (MMWR, 2010). The Sarasota County School District has a history of using localized versions of the YRBS to assess the prevalence of priority health-risk behaviors among its high school students. The High School YRBS has been conducted in Sarasota every other year since 1999. This document reports results from the 2010-2011 Sarasota County High School YRBS.

Methods

Population

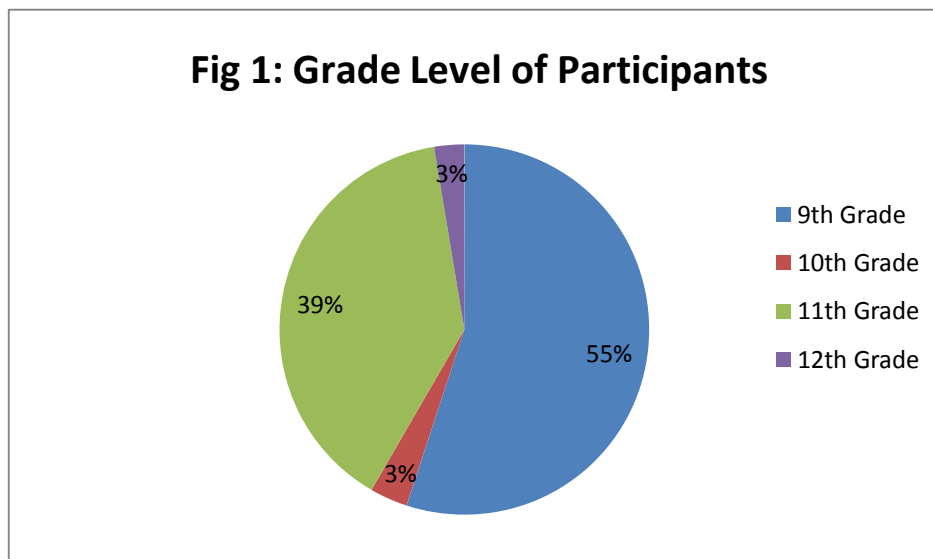
According to the Florida Department of Education's (FLDOE) Statistical Brief, in 2009-2010, Sarasota County had 40,899 public school students. Sarasota County ranked 19th in the state with respect to its public school student membership, behind Hillsborough County (ranked 3) with 194,353 students, Pinellas County (ranked 7) with 104,001 students, and adjacent Manatee County (ranked 15th) with 44,249 students. Sarasota County's public school membership is greater than adjacent Charlotte County (ranked 32nd) with 16,640 students. The FLDOE reports racial/ethnic data at the county level for public school student membership. The majority of students in Sarasota County public schools are White, non-Hispanic (n=27,605; 67.50%), Hispanic (n=6,763; 16.54%), and Black, non-Hispanic (n=3,798; 9.29%), with an overall minority population of 13,294 (32.50%). The FLDOE reports 12,634 -- 9th to 12th grade students attending Sarasota County schools in the fall 2010. The combined 9th and 11th grade Sarasota County school census for 2010 was 6,545 (FLDOE, 2011).

Sample

The YRBS survey was administered primarily to 9th and 11th grade Sarasota County high school students during the 2010-2011 academic year. Whereas some 10th and 12th graders were surveyed due to overlapping class enrollments, surveys were principally targeted at the 9th and 11th grades. A total of 3,087 YRBS surveys were submitted from 9th-12th grade students in Sarasota County's seven public high schools. In preparation for analysis, those surveys that were

missing 10 percent of responses (10 or more questions) were excluded from analysis, leaving a total of 3,066 surveys that were included in the analysis (FDE, 2011).

Therefore, 3,066 student surveys were analyzed and are reported here, of which 1,682 (54.9%) represent 9th grade students, 100 (3.3%) represent 10th grade students, 1194 (38.9%) represent 11th grade students, and 80 (2.6%) represent 12th grade students (see Figure 1).



Students ranged in age from 12 years to 18 years or older, with the most common responses being 14 years (n=907, 29.6%), 15 years (n=732, 23.9%), 16 years (n=846, 27.6%), and 17 years (n=491, 16%) (see Figure 2). More females (n=1646, 54%) than males (n=1402, 45.9%) responded to the survey (see Figure 3). The majority of students were White (74.1%) non- Hispanic or Latino (12.3%), or Black, non-Hispanic or Latino (8.4%) (see Figure 4). Sampler sizes per school were as follows: Booker High School (n=267, 8.7%), North Point High School (n=571, 18.7%), Pine View High School (n= 227, 7.4%), Riverview High School (n=786,25.7%), Sarasota High School (n=419,13.7%), Suncoast High School (n = 192, 6.3%), and Venice High School (n= 598, 19.5%) (see Figure 5).

Fig 2: Age of Participants

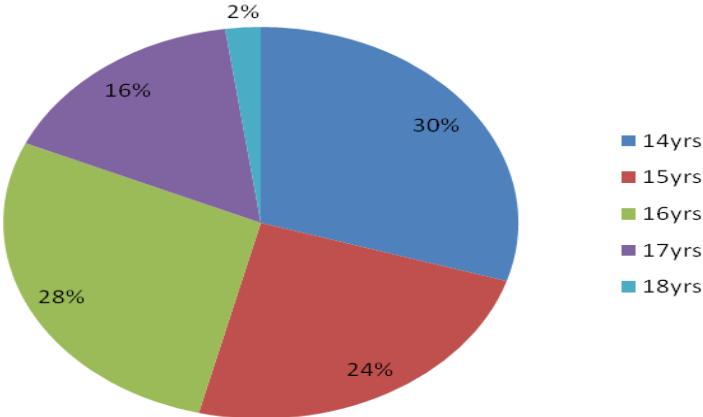
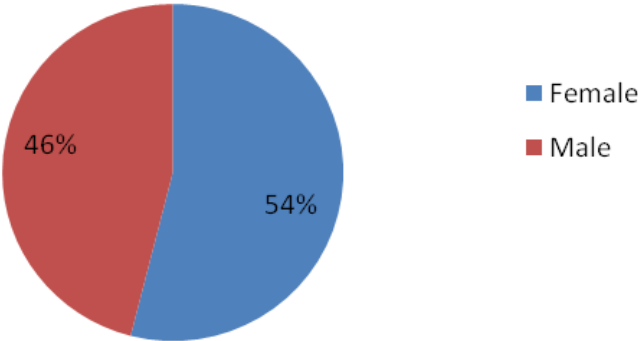
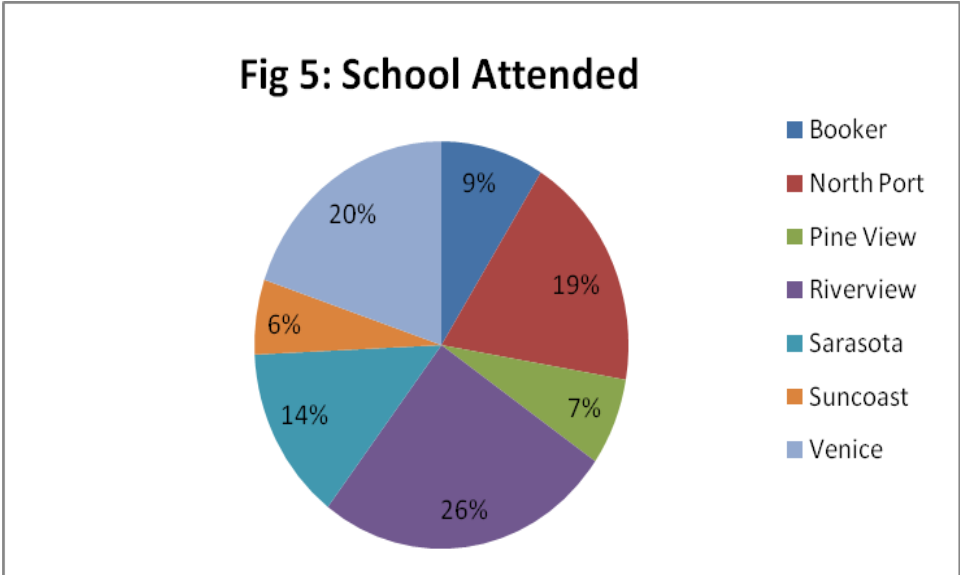
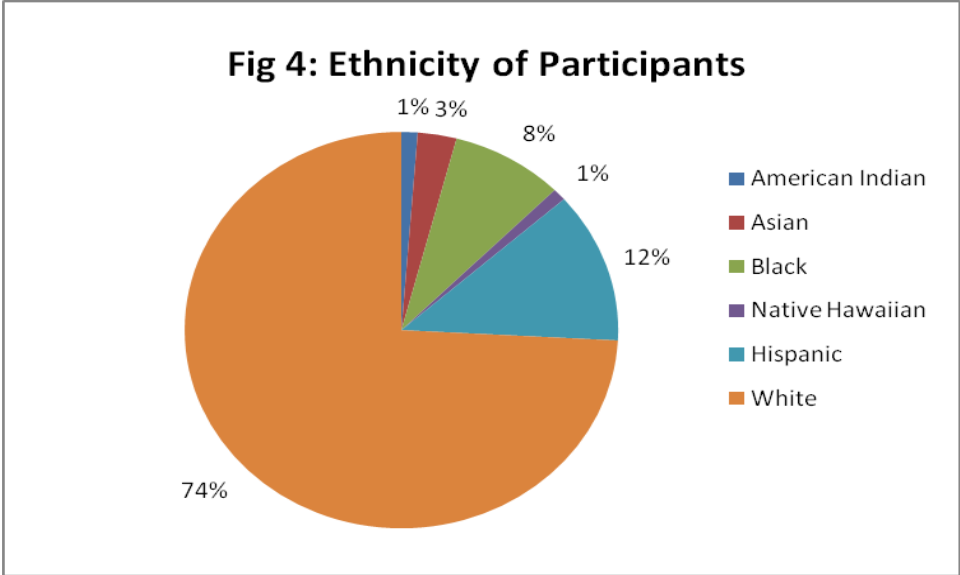


Fig 3: Sex of Participants





Instrumentation

Data collection was performed using most of the core items from the 2009 Youth Risk Behavior Survey (YRBS) developed by the CDC (see <http://www.cdc.gov/HealthyYouth/yrbs/trends.htm>).

The YRBS is a school-based classroom survey of risk behaviors self-reported by high school youth. The CDC’s multiple-choice questionnaire monitors health-risk behaviors among youth in

six categories: (1) unintentional injuries and violence, (2) tobacco use, (3) alcohol and other drug use, (4) sexual behaviors that contribute to unintended pregnancies and sexually transmitted diseases, (5) unhealthy dietary behaviors, and (6) physical inactivity. The YRBS used at the high school level also includes questions about demographics, suicide, body weight, AIDS education, and asthma. Questions may be added to or deleted from the core questionnaire.

Data Collection

Data for the national and state surveys were collected during 2009. Rigorous sampling procedures were followed at both the national and state levels. For both national and state surveys, local parental permission procedures were followed (CDC, 2010).

The Sarasota County High School YRBS was administered during the 2010-2011 school year. Passive consent procedures were used to inform parents of the survey administration and enable them to opt their child out of participating if they so desired. Teachers administered the self-reported questionnaire to students during a regular class period. Survey procedures were designed to protect the students' privacy and allow for anonymous, voluntary participation. Standard optical scan answer sheets ("bubble sheets") were used by students to record their responses. Answer sheets were scanned and data analyzed using descriptive statistics. The district contracted with a consultant to provide secondary data analysis of the survey. Institutional Review Board (IRB) approval was obtained from Georgia Southern University.

Data Reporting

Results are reported using valid percentages. In the *Major Findings* section, the results of key behavioral questions are reported verbally and graphically, including county data (all grades); 9th grade data; 11th grade data; and, *when available*, Sarasota County data from previous

survey years; and U.S. and Florida data from 2009. National and state data were obtained from the YRBS website (<http://www.cdc.gov/mmwr/pdf/ss/ss5905.pdf>). District data from previous reporting periods were obtained from the 2008-2009 YRBS report. A narrative for each graph includes an overall statement, followed by specific percentages for males and females.

Care should be taken in comparing 2010-2011 Sarasota County data to data from prior years or from the national or state surveys. The 2010 data are useful as a screening tool when compared to data from prior survey years and from the national and state surveys. Minor (e.g., 1 to 2 percentage points) differences noted may actually reflect differences in the composition of the samples between comparison years in a given year (e.g., more girls sampled one year compared to more boys in another year), rather than a true difference in the behavior for the entire high school population. Trends or changes across time provide the most reliable indicator of change in health issues.

Following the *Major Findings* section, three appendices are provided. The item frequencies for every question are provided in Appendix A. In Appendix A, the number of students answering each question is provided in parentheses, followed by the percentage of students for each possible response. In Appendix B, frequencies are provided by gender. In Appendix C, frequencies are provided by grade.

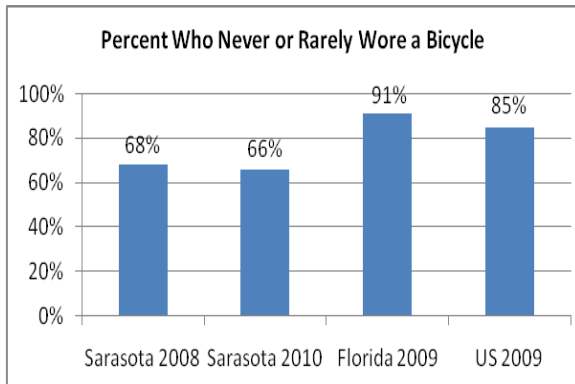
References

- Centers for Disease Control and Prevention (2010). *Healthy Youth. YRBSS National Trends in Risk Behaviors*. Accessed from <http://www.cdc.gov/HealthyYouth/yrbs/trends.htm>
- Centers for Disease Control and Prevention (2010). *Healthy Youth: Data and Statistics. Youth Risk Behavior Surveillance System*. Retrieved from <http://www.cdc.gov/mmwr/pdf/ss/ss5905.pdf>
- Florida Department of Education (2011). *Membership by grade/race/sex by school: 2010-11 survey 2 data*. Retrieved from http://www.fldoe.org/eias/eiaspubs/xls/mem_schl_race_grd_gen1011.xls.
- Florida Education Information and Accountability Services (2011). *Data Report. Membership in Florida's Public Schools, Fall 2010* [Series 2011-12D]. Retrieved from www.fldoe.org/eias/eiaspubs/word/pk12mbrshp1011.doc
- Morbidity and Mortality Weekly Report (2010). *Youth Risk Behavior Surveillance--United States, 2009* [Surveillance Summaries], 59 (SS-5). Retrieved from <http://www.cdc.gov/mmwr/pdf/ss/ss5905.pdf>

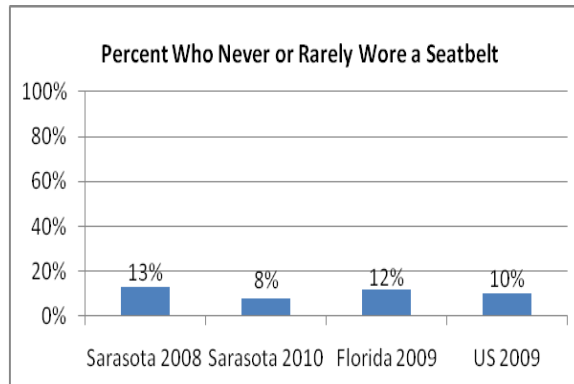
Major Finding

Behaviors Contributing to Unintentional or Intentional Injuries

- *Of students who rode a bicycle during the past 12 months, 66% of students never or rarely wore a bicycle helmet; 60% of girls, 72% of boys, 69% of 9th graders, and 61% of 11th graders*
- 8% of students never or rarely wore a seat belt when riding in a car driven by someone else; 6% of girls, 10% of boys, 8% of 9th graders, and 6% of 11th graders

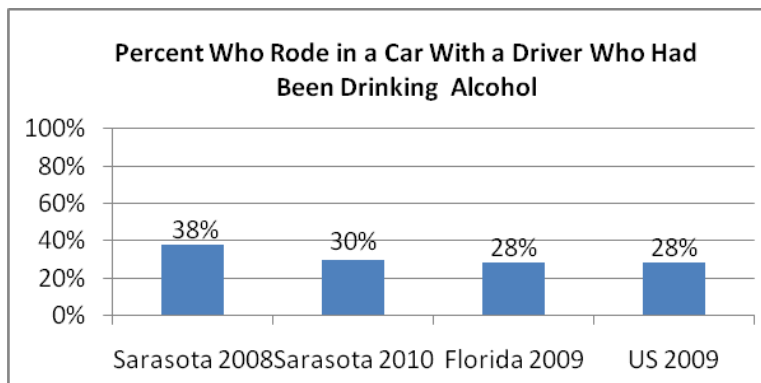


Improved



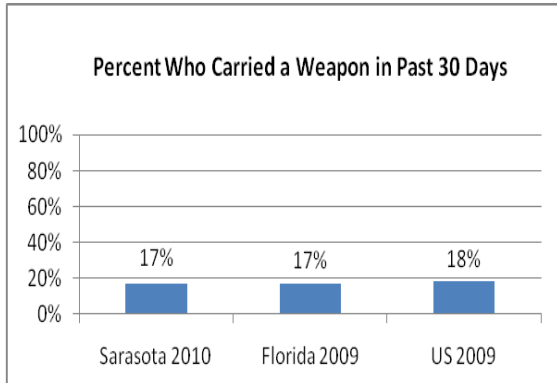
Improved

- 30% of students reported riding in a car with someone who had been drinking 1 or more times in the past 30 days; 32% of girls, 29% of boys, 29% of 9th graders, and 31% of 11th graders

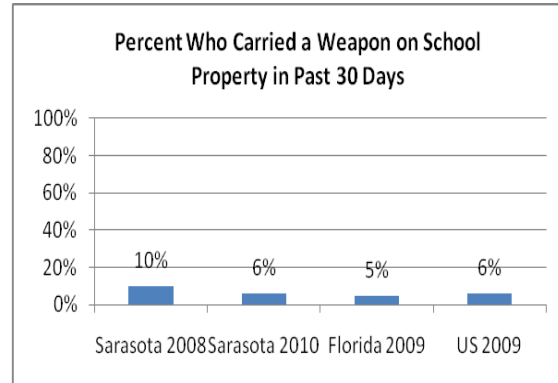


Improved

- 17% of students reported *carrying a weapon* on 1 or more days in the past 30 days; 9% of girls, 27% of boys, 15% of 9th graders, and 18% of 11th graders
- 6% of students reported *carrying a weapon on school property* on 1 or more days in the past 30 days; 4% of girls, 8% of boys, 5% of 9th graders, and 5% of 11th graders

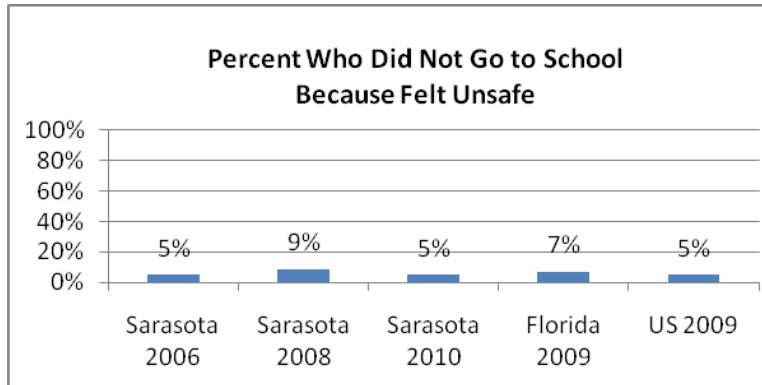


First Year Measured



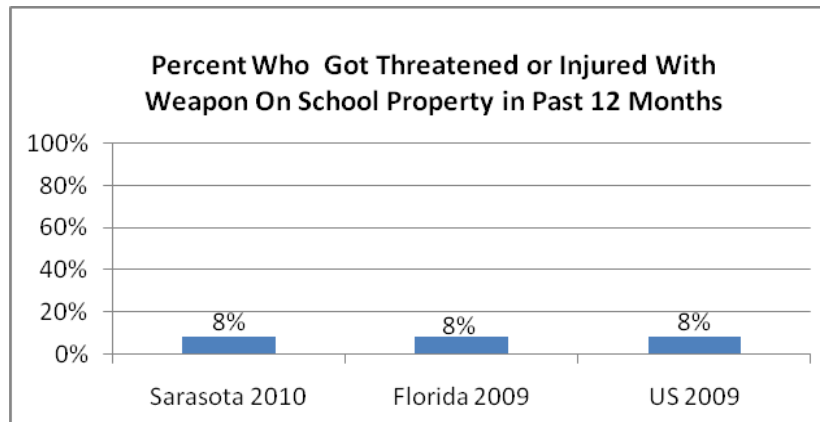
Improved

- 5% of students reported *not going to school* on 1 or more days *because they felt unsafe*; 5% of girls, 5% of boys, 6% of 9th graders, and 4% of 11th graders



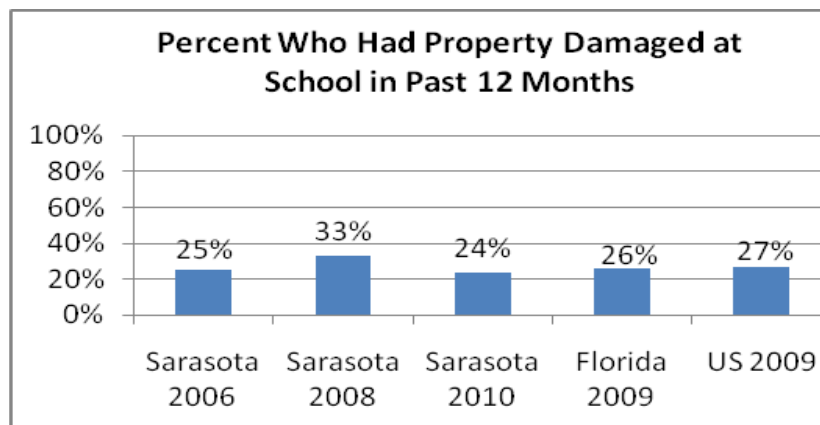
Improved

- 8% of students reported *being threatened or injured by someone with a weapon such as a gun, knife, or club on school property*; 6% of girls, 8% of boys, 8% of 9th graders, and 6% of 11th graders.



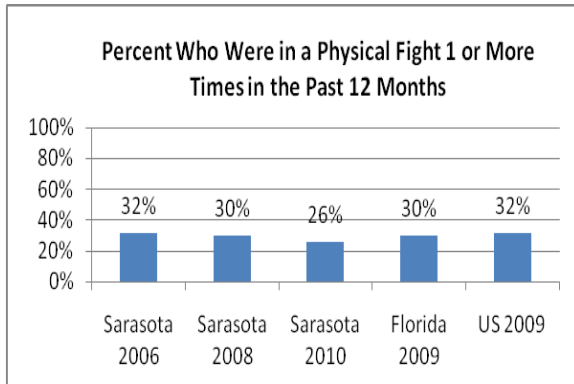
First Year Measured

- 24% of students reported *having something stolen or damaged on school property*; 23% of girls, 25% of boys, 25% of 9th graders, and 22% of 11th graders

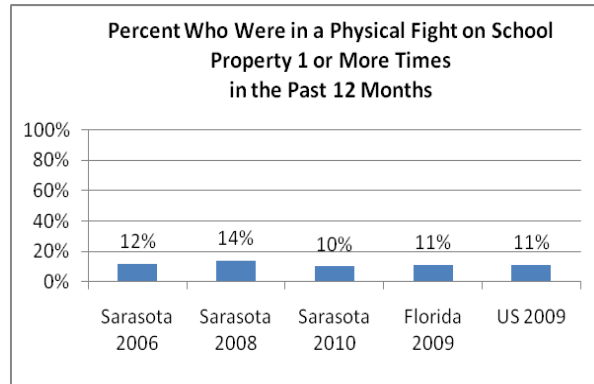


Improved

- 26% of students reported being in a *physical fight* 1 or more times in the past 12 months; 19% of girls, 33% of boys, 27% of 9th graders, and 22% of 11th graders
- 10% of students reported having been in a *physical fight* 1 or more times *on school property*; 7% of girls, 13% of boys, 12% of 9th graders, and 6% of 11th graders

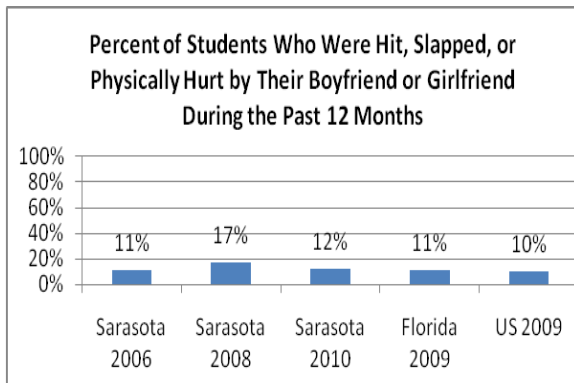


Improved

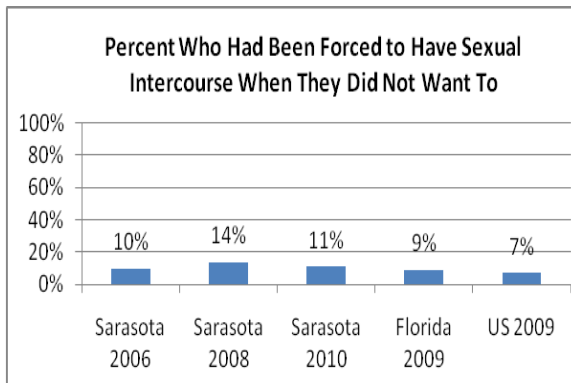


Improved

- 12% of students reported being *physically hurt by a boy/girlfriend* on purpose; 4% of girls, 6% of boys, 10% of 9th graders, and 13% of 11th graders
- 11% of students reported being *physically forced to have sexual intercourse* when they did not want to; 14% of girls, 14% of boys, 9% of 9th graders, and 12% of 11th graders



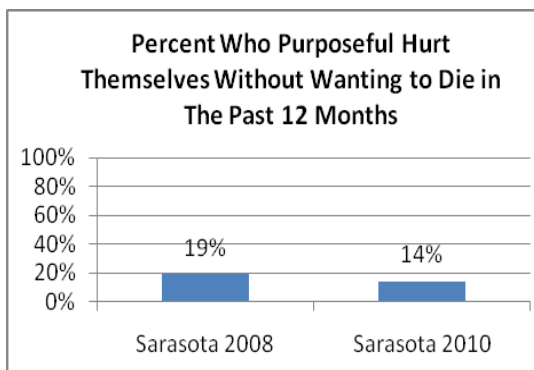
Improved



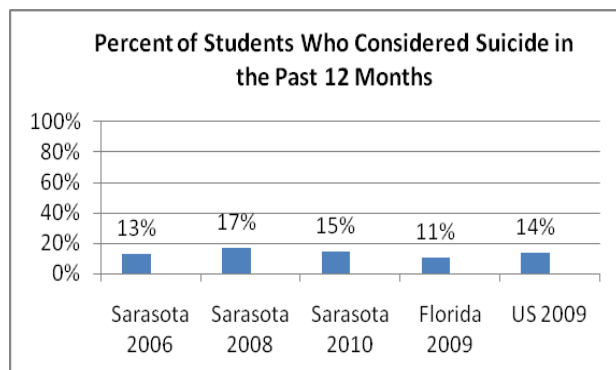
Improved

Self Injury and Suicide

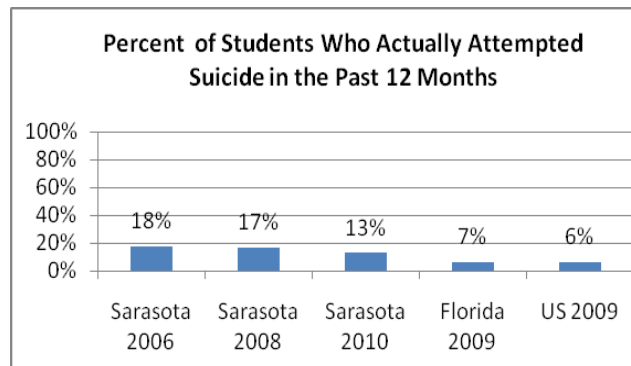
- 14% of students reported *hurting themselves without wanting to die* (e.g., cutting, burning) in the past 12 months; 19% of girls, 18% of boys, 14% of 9th graders, 13% of 11th graders
- 15% of students reported *seriously considering attempting suicide* in the past 12 months; 18% of girls, 15% of boys, 14.9% of 9th graders, and 13.8% of 11th graders
- 13% of students reported *actually attempting suicide* at least 1 time in the past 12 months; 17% of girls, 17% of boys, 14.5% of 9th graders, and 12% of 11th graders



Improved (only measured in Sarasota)



Improved



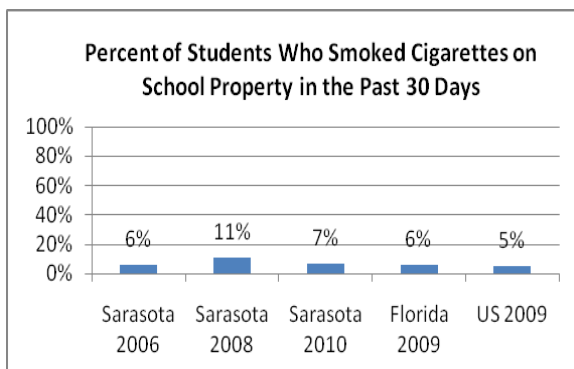
Improved

Victim of Bullying

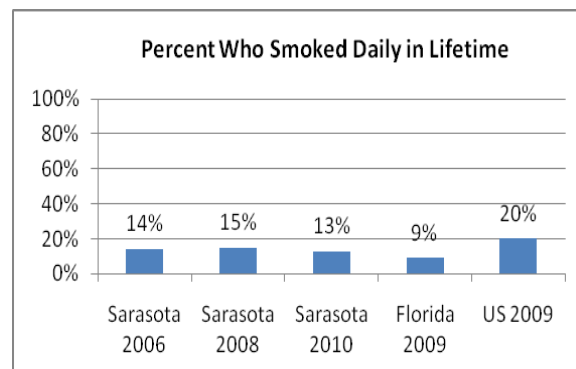
- 22% of students reported being *bullied on school property* in the past 12 months, 23% of girls, 27% of boys, 25% of 9th graders, and 16% of 11th graders
- 19% of students had been *electronically bullied* in the past 12 months; 26% of girls, 18% of boys, 20% of 9th graders, and 17% of 11th graders
- 22% of students reported being a *victim of teasing or name calling because of their weight*; 25% of girls, 19% of boys, 24% of 9th graders, and 19% of 11th graders
- 14 of students reported being a *victim of teasing or name calling because someone thought they were gay, lesbian, or bisexual*; 13% of girls, 14% of boys, 16% of 9th graders, and 10% of 11th graders

Tobacco Use

- 11% of students reported *smoking by age 13 or 14* (lifetime); 11% of girls, 10% of boys, 10% of 9th graders, and 10% of 11th graders
- 7% of students reported *smoking cigarettes on school property* on 1 or more days in the past 30 days; 6% of girls, 7% of boys, 6% of 9th graders, and 6% of 11th graders
- 13% of students reported *smoking at least 1 cigarette daily* for 30 days (lifetime daily cigarette use); 13% of girls, 14% of boys, 14% of 9th graders, and 19% of 11th graders

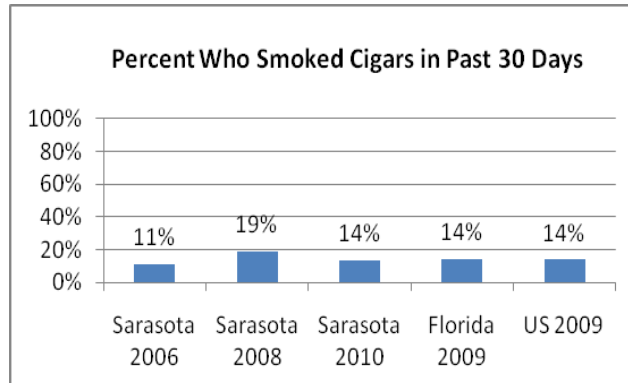


Improved



Improved

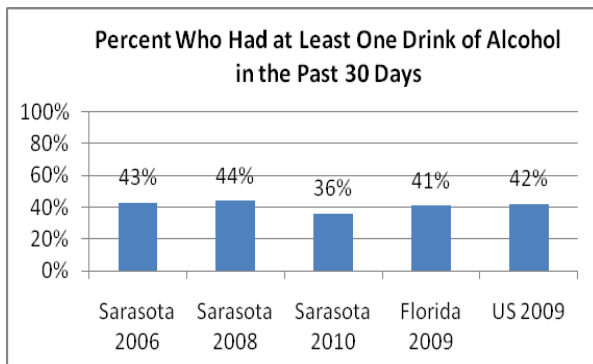
- 14% of students reported *smoking a cigar, cigarillo, or little cigar* on 1 or more days in the past 30 days; 10% of girls, 18% of boys, 12% of 9th graders, and 15% of 11th graders



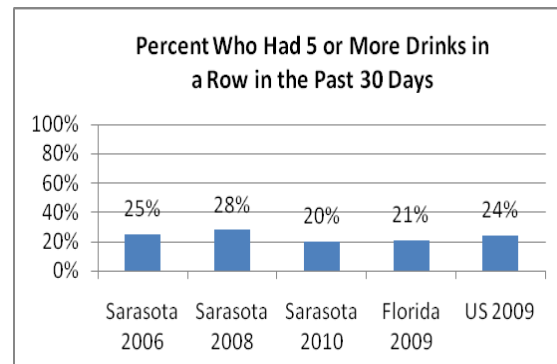
Improved

Alcohol Use

- 36% of students had *at least one drink of alcohol in the past 30 days*; 36% of girls, 35% of boys, 29% of 9th graders, and 41% of 11th graders
- 20% of students had *5 or more drinks in a row on 1 or more days in the past 30 days* (binge drinking); 19% of girls, 21% of boys, 15% of 9th graders, and 25% of 11th graders



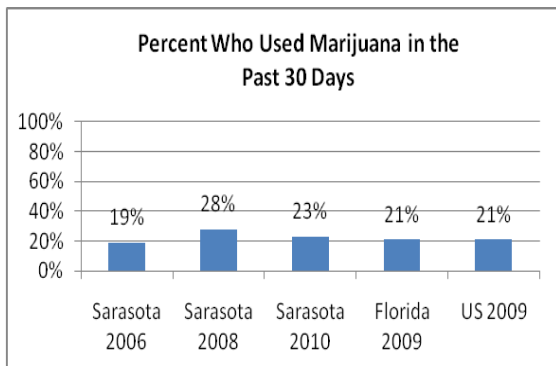
Improved



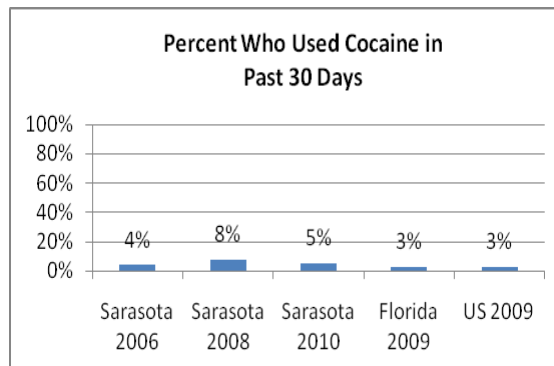
Improved

Drug Use

- 23% of students reported *using marijuana* 1 or more times in the past 30 days (current marijuana use); 20% of girls, 27% of boys, 20% of 9th graders, and 25% of 11th graders
- 5% of students reported having *used cocaine* 1 or more times in the past 30 days (current use); 7% of girls, 11% of boys, 5% of 9th graders, and 4% of 11th graders

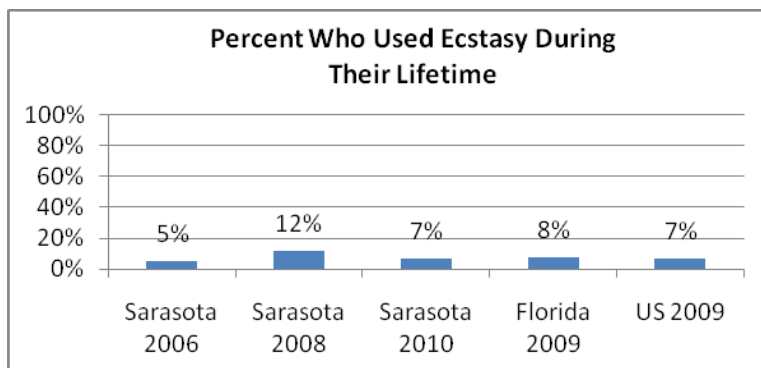


Improved



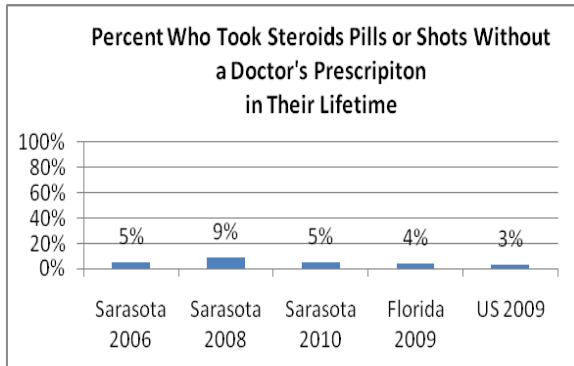
Improved

- 7% of students reported *using ecstasy* (MDMA) at least 1 time in their life (lifetime ecstasy use); 6% of girls, 8% of boys, 6% of 9th graders, and 7% of 11th graders

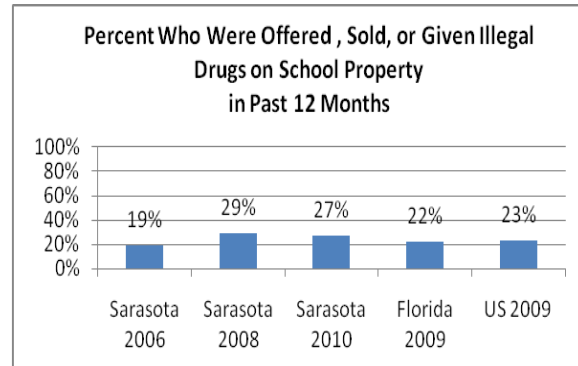


Improved

- 5% of students reported *taking steroid pills or shots* without a doctor's prescription on 1 or more times during their life; 4% of girls, 6% of boys, 4% of 9th graders, and 4% of 11th graders
- 27% of students reported *being offered an illegal drug on school property* in the past 12 months; 23% of girls, 33% of boys, 27% of 9th graders, and 27% of 11th graders



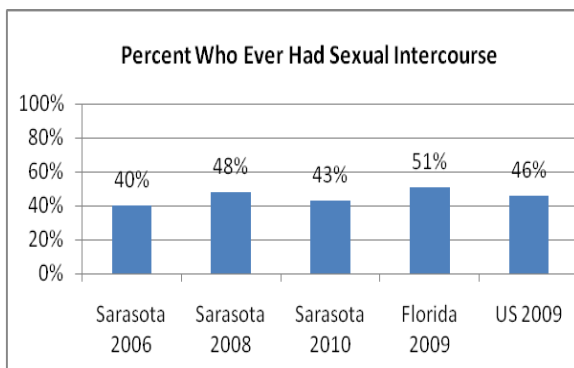
Improved



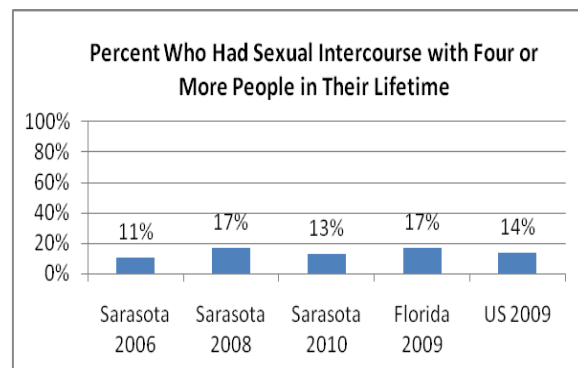
Improved

Sexual Behavior

- 43% of students reported *ever having had sexual intercourse*; 40% of girls, 46% of boys, 31% of 9th graders, and 54% of 11th graders
- 13% of students reported *having sexual intercourse with 4 or more people* during their life; 11% of girls, 16% of boys, 9% of 9th graders, and 17% of 11th graders

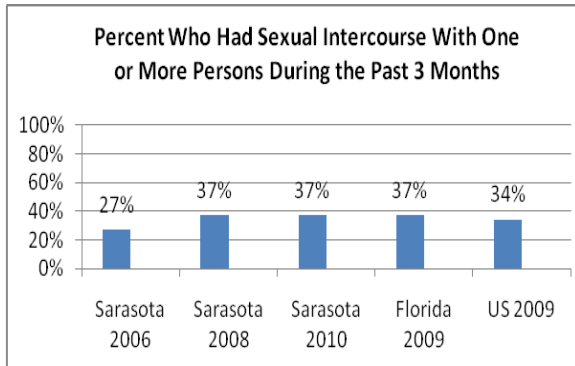


Improved

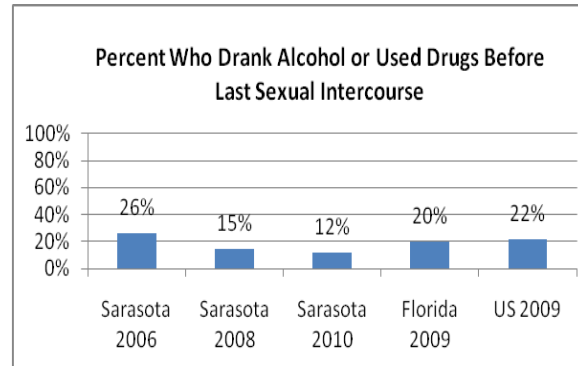


Improved

- 37% of students reported *having had sexual intercourse* with 1 or more people in the past 3 months (currently sexually active); 34% of girls, 40% of boys, 27% of 9th graders, and 47% of 11th graders
- *Of students who had sexual intercourse during the past 3 months*, 12% of students reported *drinking or using drugs before the last time they had sexual intercourse*; 10% of girls, 14% of boys, 10% of 9th graders, and 13% of 11th graders

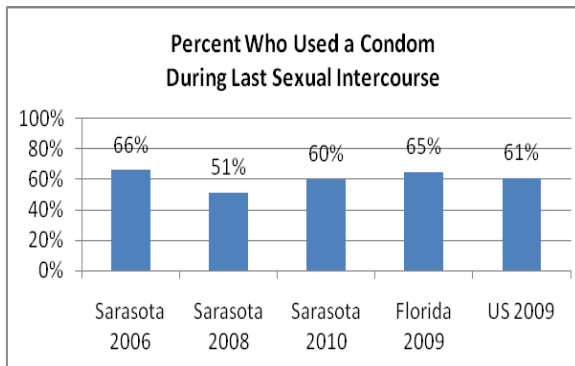


Stayed the Same

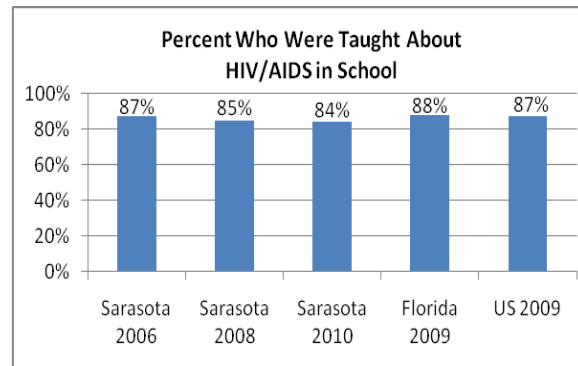


Improved

- *Of students who had sexual intercourse during the past 3 months*, 60% of students reported *using a condom the last time they had sexual intercourse*; 21% of females, 28% of males, 62% of 9th graders, and 58% of 11th graders
- 84% of students reported *having been taught about HIV/AIDS* in school; 85% of females, 83% of males, 82% of 9th graders, and 51% of 11th graders



Improved

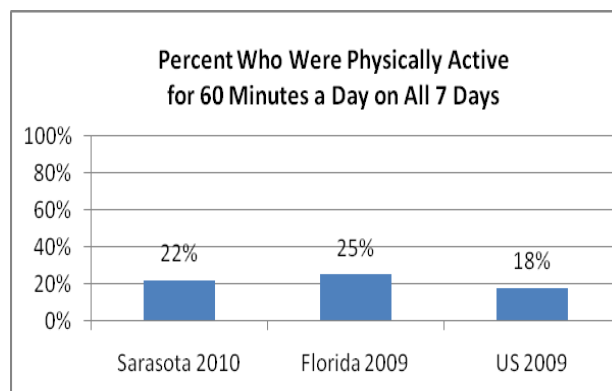


Not Improved

- 22% of students reported *being victims of teasing or name calling* because of their weight; 25% of girls, 19% of boys, 24% of 9th graders, and 19% of 11th graders
- 14% of students reported *being harassed* because someone thought they were gay, lesbian, or bi-sexual; 13% of girls, 14% of boys, 16% of 9th graders, and 10% of 11th graders

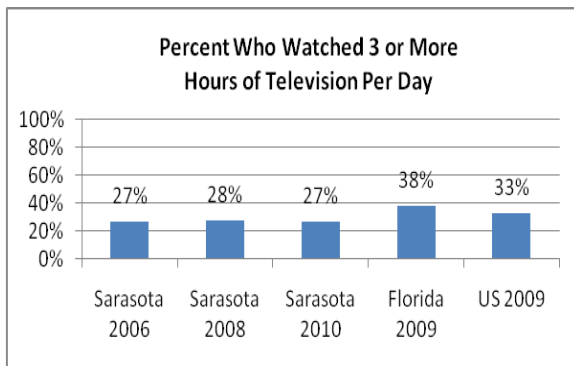
Physical Activity

- 22% of students reported being *physically active for a total of 60 minutes per day on all 7 days* of the past 7 days; 15% of girls, 30% of boys, 23% of 9th graders, and 21% of 11th graders

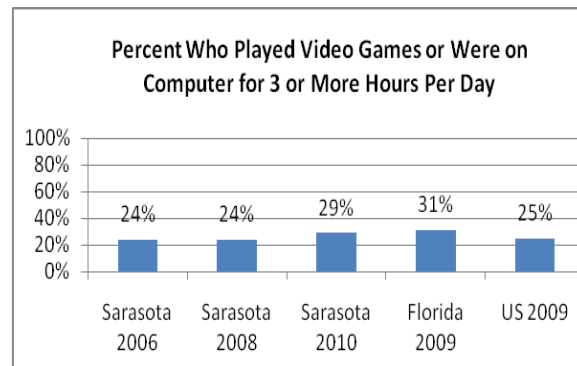


Improved

- 27% of students reported *watching 3 or more hours of TV per day* on an average school day; 27% of girls, 28% of boys, 29% of 9th graders, and 24% of 11th graders
- 29% of students reported *spending 3 or more hours per day playing video games or using a computer for fun*; 24% of girls, 33% of boys, 30% of 9th graders, and 27% of 11th graders



Improved



Not Improved

Appendix A

2010 High School Youth Risk Behavior Survey Frequencies, Sarasota County School District

		District (N) %
1.	How old are you?	(3062)
	a. 12 years or younger	.5
	b. 13 years old	.1
	c. 14 years old	29.6
	d. 15 years old	23.9
	e. 16 years old	27.6
	f. 17 years old	16.0
	g. 18 years or older	2.2
2.	What is your sex?	(3070)
	a. Female	54.0
	b. Male	46.0
3.	In what grade are you?	(3066)
	a. 9 th grade	54.9
	b. 10 th grade	3.3
	c. 11 th grade	38.9
	d. 12 th grade	2.6
	e. Ungraded or other grade	.3
4.	What is your race? (Select one or more responses)	(2897)
	a. American Indian / Alaskan Native	1.2
	b. Asian	2.9
	c. Black or African American	8.4
	d. Hispanic or Latino	12.3
	e. Native Hawaiian or Other Pacific Islander	1.0
	f. White	74.1
5.	What school do you attend?	(3060)
	a. Booker High School	8.7
	b. North Port High School	18.7
	c. Pine View	7.4
	d. Riverview	25.7
	e. Sarasota High School	13.7
	f. Suncoast High School	6.3
	g. Venice High School	19.5
6.	During the past 12 months, how would you describe your grades in school?	(3064)
	a. Mostly A's	35.8
	b. Mostly B's	39.4
	c. Mostly C's	14.7
	d. Mostly D's	3.0
	e. Mostly F's	2.0
	f. None of these grades	.3
	g. Not sure	4.9

		District (N) %
7.	When you rode a bicycle during the past 12 months, how often do you wear a helmet?	(3077)
a.	I did not ride a bicycle during the past 12 months	25.0
b.	Never wore a helmet	59.1
c.	Rarely wore a helmet	6.5
d.	Sometimes wore a helmet	3.1
e.	Most of the time wore a helmet	2.9
f.	Always wore a helmet	3.4
8.	How often do you wear a seatbelt when riding a car?	(3079)
a.	Never	3.0
b.	Rarely	4.7
c.	Sometimes	8.7
d.	Most of the time	25.7
e.	Always	57.8
9.	During the past 30 days, how many times did you ride in a car driven by someone who had been drinking alcohol?	(3067)
a.	0 times	69.7
b.	1 time	10.7
c.	2 or 3 times	10.4
d.	4 or 5 times	3.0
e.	6 or more times	6.2
10.	During the past 30 days, on how many days did you carry a weapon, such as a gun, knife, or club?	(3072)
a.	0 days	82.8
b.	1 day	4.2
c.	2 or 3 days	4.2
d.	4 or 5 days	1.4
e.	6 or more days	7.4
11.	During the past 30 days, on how many days did you carry a weapon such as a gun, knife or club on school property?	(3075)
a.	0 days	94.4
b.	1 day	1.6
c.	2 or 3 days	.9
d.	4 or 5 days	.5
e.	6 or more days	2.6
12.	During the past 30 days, on how many days did you not go to school because you felt you would be unsafe at school or on your way to or from school?	(3073)
a.	0 days	94.9
b.	1 day	2.1
c.	2 or 3 days	1.2
d.	4 or 5 days	.6
e.	6 or more days	1.3

		District (N) %
13.	During the past 12 months, how many times has someone threatened or injured you with a weapon such as a gun, knife, or club on school property?	(3080)
	a. 0 times	92.4
	b. 1 time	2.7
	c. 2 or 3 times	1.9
	d. 4 or 5 times	.6
	e. 6 or 7 times	.1
	f. 8 or 9 times	.2
	g. 10 or 11 times	.2
	h. 12 or more times	1.8
14.	During the past 12 months, how many times has someone stolen or deliberately damaged your property such as your car, clothing, or books on school property?	(3085)
	a. 0 times	76.0
	b. 1 time	13.0
	c. 2 or 3 times	6.5
	d. 4 or 5 times	1.6
	e. 6 or 7 times	.6
	f. 8 or 9 times	.4
	g. 10 or 11 times	.2
	h. 12 or more times	1.6
15.	During the past 12 months, how many times were you in a physical fight?	(3082)
	a. 0 times	74.5
	b. 1 time	10.7
	c. 2 or 3 times	8.0
	d. 4 or 5 times	1.5
	e. 6 or 7 times	1.4
	f. 8 or 9 times	.5
	g. 10 or 11 times	.3
	h. 12 or more times	3.1
16.	During the past 12 months, how many times were you in a physical fight in which you were hurt and had to be treated by a doctor or nurse?	(3081)
	a. 0 times	95.4
	b. 1 time	2.6
	c. 2 or 3 times	.8
	d. 4 or 5 times	.4
	e. 6 or more times	.8
17.	During the past 12 months, how many times were you in a physical fight on school property?	(3083)
	a. 0 times	89.9
	b. 1 time	5.7
	c. 2 or 3 times	2.0
	d. 4 or 5 times	.5
	e. 6 or 7 times	.3
	f. 8 or 9 times	.1
	g. 10 or 11 times	.1
	h. 12 or more times	1.3

		District (N) %
18.	During the past 12 months, how many times have you been the victim of teasing or name calling because of your weight?	(3085)
	a. 0 times	77.7
	b. 1 time	6.6
	c. 2 or 3 times	5.9
	d. 4 or 5 times	2.4
	e. 6 or 7 times	1.1
	f. 8 or 9 times	.5
	g. 10 or 11 times	.6
	h. 12 or more times	5.3
19.	During the past 12 months, how many times have you been harassed because someone thought you were gay, lesbian, or bi-sexual?	(3084)
	a. 0 times	86.4
	b. 1 time	4.0
	c. 2 or 3 times	3.3
	d. 4 or 5 times	1.3
	e. 6 or 7 times	.8
	f. 8 or 9 times	.4
	g. 10 or 11 times	.5
	h. 12 or more times	3.2
20.	During the past 12 months, did your boyfriend or girlfriend ever hit, slap, or physically hurt you on purpose?	(3076)
	a. Yes	12.3
	b. No	87.7
21.	Have you ever been physically forced to have sexual intercourse when you did not want to?	(3078)
	a. Yes	10.8
	b. No	89.2
22.	During the past 12 months, how many times did you do something to purposely hurt yourself without wanting to die, such as cutting or burning yourself on purpose?	(3071)
	a. 0 times	86.2
	b. 1 time	8.5
	c. 2 or 3 times	1.8
	d. 4 or 5 times	1.5
	e. 6 or more times	2.0
23.	During the past 12 months, have you ever been bullied on school property?	(3054)
	a. Yes	21.7
	b. No	78.3
24.	During the past 12 months, have you ever been electronically bullied, such as through e-mail, chat rooms, instant messaging, Web sites, or text messaging?	(3068)
	a. Yes	19.4
	b. No	80.6
25.	During the past 12 months, did you ever feel so sad or hopeless almost every day for two weeks or more in a row that you stopped doing some usual activities?	(3064)
	a. Yes	26.3
	b. No	73.7
26.	During the past 12 months, did you ever seriously consider attempting suicide?	(3068)
	a. Yes	15.0
	b. No	85.0

		District (N) %
27.	During the past 12 months, did you make a plan about how you would attempt suicide?	(3036)
	a. Yes	12.2
	b. No	87.8
28.	During the past 12 months, how many times did you actually attempt suicide?	(3066)
	a. 0 times	86.7
	b. 1 time	9.5
	c. 2 or 3 times	2.2
	d. 4 or 5 times	.4
	e. 6 or more times	1.3
29.	If you attempted suicide during the past 12 months, did any attempt result in an injury, poisoning, or overdose that had to be treated by a doctor or nurse?	(3041)
	a. I did not attempt suicide during the past 12 months	79.4
	b. Yes	4.0
	c. No	16.6
30.	How old were you when you smoked a whole cigarette for the first time?	(3070)
	a. I have never smoked a whole cigarette	69.8
	b. 8 years old or younger	3.1
	c. 9 or 10 years old	3.5
	d. 11 or 12 years old	7.1
	e. 13 or 14 years old	10.6
	f. 15 or 16 years old	5.7
	g. 17 years old or older	.3
31.	During the past 30 days, on how many days did you smoke cigarettes?	(3019)
	a. 0 days	82.7
	b. 1 or 2 days	5.5
	c. 3 to 5 days	2.2
	d. 6 to 9 days	1.8
	e. 10 to 19 days	1.6
	f. 20 to 29 days	1.6
	g. All 30 days	4.6
32.	During the past 30 days, on how many days did you smoke cigarettes on school property?	(3069)
	a. 0 days	93.5
	b. 1 or 2 days	2.2
	c. 3 to 5 days	1.0
	d. 6 to 9 days	.7
	e. 10 to 19 days	.5
	f. 20 to 29 days	.5
	g. 30 days	1.5
33.	During the past 30 days, how did you usually get your own cigarettes?	(3068)
	a. I did not smoke cigarettes during the past 30 days.	81.9
	b. I bought them in a store, such as a convenience store, super market, or gas station.	3.0
	c. I bought them from a vending machine.	.4
	d. I gave someone else money to buy.	4.0
	e. I borrowed them from someone else.	5.1
	f. A person 18 years or older gave them to me.	1.6
	g. I took them from a store or family member.	1.4
	h. I got them some other way.	2.5

		District (N) %
34.	Have you ever smoked cigarettes daily, that is, at least one cigarette every day for 30 days?	(3063)
	a. Yes	13.5
	b. No	86.5
35.	During the past 12 months, did you ever try to quit smoking cigarettes?	(3066)
	a. I did not smoke during the past 12 months.	79.3
	b. Yes	11.0
	c. No	9.7
36	During the past 30 days, on how many days did you use chewing tobacco or snuff, such as Redman, Levi Garrett, Beechnut, Skoal Bandits, or Copenhagen?	(3083)
	a. 0 days	93.1
	b. 1 or 2 days	2.6
	c. 3 to 5 days	.8
	d. 6 to 9 days	.7
	e. 10 to 19 days	.7
	f. 20 to 29 days	.3
	g. All 30 days	1.8
37.	During the past 30 days, on how many days did you smoke cigars, cigarillos, or little cigars?	(3084)
	a. 0 days	86.2
	b. 1 or 2 days	5.8
	c. 3 to 5 days	2.2
	d. 6 to 9 days	1.9
	e. 10 to 19 days	1.4
	f. 20 to 29 days	.7
	g. All 30 days	1.8
38.	How old were you when you had your first drink of alcohol other than a few sips?	(3071)
	a. I have never had a drink of alcohol other than a few sips.	41.3
	b. 8 years or younger	6.8
	c. 9 or 10 years old	5.0
	d. 11 or 12 years old	11.9
	e. 13 or 14 years old	22.8
	f. 15 or 16 years old	11.6
	g. 17 years old or older	.6
39.	During the past 30 days, on how many days did you have at least one drink of alcohol?	(3080)
	a. 0 days	64.5
	b. 1 or 2 days	16.9
	c. 3 to 5 days	8.7
	d. 6 to 9 days	5.6
	e. 10 to 19 days	2.7
	f. 20 to 29 days	.4
	g. All 30 days	1.3

		District (N) %
40.	During the past 30 days, on how many days did you have at least one drink of alcohol on school property?	(3084)
	a. 0 days	94.8
	b. 1 or 2 days	2.9
	c. 3 to 5 days	.8
	d. 6 to 9 days	.3
	e. 10 to 19 days	.2
	f. 20 to 29 days	.1
	g. All 30 days	.9
41.	During the past 30 days, on how many days have you had 5 or more drinks of alcohol in a row, that is, within a couple of hours?	(3085)
	a. 0 days	79.9
	b. 1 day	7.1
	c. 2 days	4.7
	d. 3 to 5 days	4.2
	e. 6 to 9 days	1.8
	f. 10 to 19 days	.9
	g. 20 or more days	1.3
42.	During the past 30 days, what type of alcohol did you usually drink? (Select only one response)	(3062)
	a. I did not drink alcohol during the past 30 days	63.3
	b. I do not have a usual type	4.4
	c. Beer	7.0
	d. Malt beverages, such as Smirnoff Ice, Bacardi Silver, or Hard Lemonade	4.9
	e. Wine coolers, such as Bartles & Jaymes or Seagrams	.7
	f. Wine	1.4
	g. Liquor, such as vodka, rum, scotch, bourbon, or whiskey	16.6
43.	During the past 30 days, where did you usually drink alcohol? (Select only one response)	(3068)
	a. I did not drink alcohol during the past 30 days	64.1
	b. At my home	10.5
	c. At another person's home	19.2
	d. While riding in or driving a car or other vehicle	1.3
	e. At a restaurant, bar or club	.8
	f. At a public place such as a park, beach, or parking lot	2.5
	g. At a public event such as a concert or sporting event	.7
	h. On school property	.8
44.	During the past 30 days, how did you usually get the alcohol you drank?	(3073)
	a. I did not drink alcohol during past 30 days.	63.8
	b. I bought it in a store such as a liquor store, convenience store, super market, discount store, or gas station.	3.4
	c. I bought it at a restaurant, bar, or club	.7
	d. I bought it at a public event such as a concert or sporting event.	.3
	e. I gave someone else money to buy it for me.	6.4
	f. Someone gave it to me.	14.8
	g. I took it from a store or family member.	4.8
	h. I got it some other way.	5.7

		District (N) %
45.	Who would you trust the most to give you information about alcohol or other drugs?	(2959)
	a. Someone my own age who has experience with alcohol or other drugs	29.5
	b. Someone older than me who had experience with alcohol or other drugs	70.5
46.	Alcohol makes people my age less stressed out:	(3065)
	a. Strongly disagree	26.1
	b. Disagree	19.5
	c. Neutral	33.9
	d. Agree	14.3
	e. Strongly agree	6.3
47.	Smoking cigarettes makes people my age less stressed out:	(3064)
	a. Strongly disagree	33.1
	b. Disagree	19.1
	c. Neutral	27.4
	d. Agree	13.6
	e. Strongly agree	6.8
48.	People my age drink alcohol because their friends do it:	(3070)
	a. Strongly disagree	6.4
	b. Disagree	7.0
	c. Neutral	25.6
	d. Agree	38.0
	e. Strongly agree	22.9
49.	People my age smoke cigarettes because their friends do it:	(3064)
	a. Strongly disagree	7.2
	b. Disagree	9.0
	c. Neutral	26.5
	d. Agree	35.5
	e. Strongly agree	21.8
50.	People my age drink alcohol because their parents do:	(3076)
	a. Strongly disagree	10.8
	b. Disagree	19.9
	c. Neutral	38.3
	d. Agree	23.9
	e. Strongly agree	7.1
51.	People my age smoke cigarettes because their parents do:	(3069)
	a. Strongly disagree	10.8
	b. Disagree	16.7
	c. Neutral	40.2
	d. Agree	24.7
	e. Strongly agree	7.6
52.	People my age drink alcohol because they see it in the media (e.g., TV, movies):	(3078)
	a. Strongly disagree	14.4
	b. Disagree	20.9
	c. Neutral	36.4
	d. Agree	21.3
	e. Strongly agree	7.1

		District (N) %
53.	People my age smoke cigarettes because they see it in the media (e.g., TV, movies):	(3049)
	a. Strongly disagree	15.4
	b. Disagree	22.4
	c. Neutral	37.8
	d. Agree	18.1
	e. Strongly agree	6.3
54.	People my age who drink alcohol are popular:	(3060)
	a. Strongly disagree	20.3
	b. Disagree	21.7
	c. Neutral	36.3
	d. Agree	15.6
	e. Strongly agree	6.2
55.	People my age who smoke cigarettes are popular:	(3073)
	a. Strongly disagree	26.6
	b. Disagree	28.3
	c. Neutral	33.8
	d. Agree	7.7
	e. Strongly agree	3.7
56.	People my age who drink alcohol do poorly in school:	(3062)
	a. Strongly disagree	11.1
	b. Disagree	18.0
	c. Neutral	37.1
	d. Agree	21.5
	e. Strongly agree	12.3
57.	People my age who smoke cigarettes do poorly in school:	(3071)
	a. Strongly disagree	11.5
	b. Disagree	17.1
	c. Neutral	38.3
	d. Agree	20.6
	e. Strongly agree	12.6
58.	People my age who say no to using alcohol feel good about themselves:	(3076)
	a. Strongly disagree	6.4
	b. Disagree	7.0
	c. Neutral	31.3
	d. Agree	31.5
	e. Strongly agree	23.7
59.	People my age who say no to using cigarettes feel good about themselves:	(3077)
	a. Strongly disagree	6.6
	b. Disagree	5.2
	c. Neutral	29.1
	d. Agree	32.2
	e. Strongly agree	27.0

		District (N) %
60.	People my age drink alcohol to feel high:	(3073)
	Strongly disagree	9.8
	Disagree	13.3
	Neutral	33.9
	Agree	29.5
	Strongly agree	13.4
61.	People my age smoke cigarettes to feel high:	(3060)
	Strongly disagree	12.8
	Disagree	18.5
	Neutral	36.9
	Agree	21.6
	Strongly agree	10.2
62.	The best way to talk to people my age about alcohol or cigarettes is through (select all that apply):	(2292)
a.	Teen Source Theatre plays	10.1
b.	Commercials on television	7.4
c.	Commercials on the radio	2.7.
d.	D. Social networking site (e.g., Facebook, My space)	18.7
e.	E. Assemblies or presentations at school	13.0
f.	Guest presentation by people who have had bad experiences with alcohol or tobacco	48.1
63.	Have you ever heard of the “Believe In All Your Possibilities” campaign?	(3049)
a.	Yes	31.9
b.	No	48.6
c.	Unsure	19.4
64.	During your life, how many times have you used marijuana?	(3080)
a.	0 times	59.7
b.	1 or 2 times	7.8
c.	3 to 9 times	7.3
d.	10 to 19 times	4.6
e.	20 to 39 times	4.2
f.	40 to 99 times	4.4
g.	100 or more times	11.9
65.	How old were you when you tried marijuana for the first time?	(3082)
a.	I have never tried marijuana	59.8
b.	8 years or younger	2.7
c.	9 or 10 years old	2.2
d.	11 or 12 years old	7.2
e.	13 or 14 years old	17.4
f.	15 or 16 years old	10.0
g.	17 years old or older	.7
66.	During the past 30 days, how many times did you use marijuana?	(3061)
a.	0 times	76.9
b.	1 or 2 times	6.4
c.	3 to 9 times	5.9
d.	10 to 19 times	3.1
e.	20 to 39 times	2.7
f.	40 or more times	5.0

		District (N) %
67.	During the past 30 days, how many times did you use marijuana on school property?	(3065)
	a. 0 times	92.3
	b. 1 or 2 times	3.2
	c. 3 to 9 times	1.7
	d. 10 to 19 times	.7
	e. 20 to 39 times	.5
	f. 40 or more times	1.6
68.	Have you ever used prescription drugs or over-the counter medicine to get high?	(3044)
	a. Yes	15.7
	b. No	84.3
69.	During your life, how many times have you used any form of cocaine, including powder, crack, or freebase?	(3074)
	a. 0 times	91.1
	b. 1 or 2 times	4.7
	c. 3 to 9 times	1.3
	d. 10 to 19 times	.7
	e. 20 to 39 times	.4
	f. 40 or more times	1.8
70.	During the past 30 days, how many times have you used any form of cocaine, including powder, crack, or freebase?	(3082)
	a. 0 times	95.0
	b. 1 or 2 times	1.7
	c. 3 to 9 times	1.1
	d. 10 to 19 times	.5
	e. 20 to 39 times	.3
	f. 40 or more times	1.4
71.	During your life, how many times have you used ecstasy (also called MDMA)?	(3081)
	a. 0 times	92.9
	b. 1 or 2 times	3.2
	c. 3 to 9 times	1.3
	d. 10 to 19 times	.8
	e. 20 to 39 times	.4
	f. 40 or more times	1.3
72.	During your life, how many times have you taken steroid pills or shots without a doctor's prescription?	(3081)
	a. 0 times	95.4
	b. 1 or 2 times	1.9
	c. 3 to 9 times	.8
	d. 10 to 19 times	.4
	e. 20 to 39 times	.3
	f. 40 or more times	1.2
73.	During the past 12 months, has anyone offered, sold, or given you an illegal drug on school property?	(3051)
	a. Yes	27.4
	b. No	72.6
74.	Have you ever had sexual intercourse?	(3046)
	a. Yes	42.5
	b. No	57.5

		District (N) %
75.	How old were you when you had sexual intercourse for the first time?	(3073)
a.	I have never had sexual Intercourse	58.0
b.	11 years old or younger	4.8
c.	12 years old	3.7
d.	13 years old	6.3
e.	14 years old	10.6
f.	15 years old	9.7
g.	16 years old	6.0
h.	17 years old or older	.9
76.	During your life, with how many people have you had sexual intercourse?	(3070)
a.	I have never had sexual intercourse	58.5
b.	1 person	15.9
c.	2 people	7.0
d.	3 people	5.2
e.	4 people	3.3
f.	5 people	2.2
g.	6 or more people	7.9
77.	During the past 3 months, with how many people did you have sexual intercourse?	(3053)
a.	I have never had sexual intercourse	63.5
b.	1 person	25.6
c.	2 people	4.8
d.	3 people	1.8
e.	4 people	1.2
f.	5 people	.4
g.	6 or more people	2.6
78.	Did you drink alcohol or use drugs before you had sexual intercourse the last time?	(3055)
a.	I have never had sexual intercourse	57.9
b.	Yes	11.8
c.	No	30.2
79.	The last time you had sexual intercourse, di you or your partner use a condom?	(3040)
a.	I have never had sexual intercourse	59.4
b.	Yes	24.2
c.	No	16.4
80.	The last time you had sexual intercourse, what one method did you or your partner use to prevent pregnancy? (select only one response)	(3059)
a.	I have never had sexual intercourse	59.4
b.	No method was used to prevent pregnancy	6.3
c.	Birth control pills	6.3
d.	Condoms	20.1
e.	Depo-Provera (injectable birth control)	1.1
f.	Withdrawal	4.5
g.	Some other method	.9
h.	Not sure	1.3
81.	How many times have you been pregnant or gotten someone pregnant?	(3074)
a.	0 times	92.4
b.	1 time	3.1
c.	2 or more times	2.3
d.	Not sure	2.2

		District (N) %
82.	Have you ever had oral sex?	(3060)
	a. Yes	43.6
	b. No	56.4
83.	During the past 30 days, did you exercise to lose weight or keep from gaining weight?	(3065)
	a. Yes	59.9
	b. No	40.1
84.	During the past 30 days did you eat less food, fewer calories, or foods low in fat to lose weight or keep from gaining weight?	(3069)
	a. Yes	38.3
	b. No	61.7
85.	During the past 30 days, did you go without eating for 24 hours or more (fast) to lose weight or keep from gaining weight?	(3053)
	a. Yes	11.6
	b. No	88.4
86.	During the past 30 days, did you take any diet pills, powders, or liquids, without a doctor's advice to lose weight or from gaining weight? (Don't include meal replacement Products such as Slim Fast.)	(3044)
	a. Yes	5.7
	b. No	94.3
87.	During the past 30 days did you vomit or take laxatives to lose weight or keep from gaining weight?	(3016)
	a. Yes	6.5
	b. No	93.5
88.	During the past 7 days, how many days were you physically active for a total of at least 60 minutes per day? (Add up all the time you spend in any kind of physical activity that increases your heart rate and makes you breathe hard some of the time)	(3058)
	a. 0 days	21.7
	b. 1 day	8.8
	c. 2 days	9.9
	d. 3 days	11.0
	e. 4 days	8.7
	f. 5 days	11.4
	g. 6 days	6.7
	h. 7 days	21.8
89.	On how many of the past 7 days did you exercise or participate in physical activity for at least 20 minutes that made you sweat and breathe hard, such as basketball, soccer, running, swimming laps, fast bicycling, fast dancing, or similar aerobic activities?	(3010)
	a. 0 days	21.8
	b. 1 day	10.1
	c. 2 days	10.0
	d. 3 days	10.7
	e. 4 days	8.9
	f. 5 days	11.8
	g. 6 days	5.8
	h. 7 days	21.0

		District (N) %
90.	On how many of the past 7 days did you do exercises to strengthen or tone your muscles, such as push-ups, sit-ups, or weight lifting?	(3055)
	a. 0 days	32.3
	b. 1 day	11.7
	c. 2 days	9.2
	d. 3 days	10.2
	e. 4 days	8.1
	f. 5 days	10.2
	g. 6 days	3.4
	h. 7 days	14.9
91.	On the average school day, how many hours do you watch TV?	(3063)
	a. I do not watch TV on an average school day	17.0
	b. Less than 1 hour per day	19.6
	c. 1 hour per day	16.3
	d. 2 hours per day	19.9
	e. 3 hours per day	13.6
	f. 4 hours per day	5.8
	g. 5 hours or more per day	7.7
92.	On an average school day, how many hours do you play video or computer games or use a computer for something that is not school work? (Include activities such as Nintendo, Game Boy, PlayStation, Xbox, computer games, and the Internet.)	(3061)
	a. I do not play video or computer games or use a computer for something that is not school work	16.9
	b. Less than 1 hour per day	22.2
	c. 1 hour per day	15.7
	d. 2 hours per day	16.8
	e. 3 hours per day	11.6
	f. 4 hours per day	6.5
	g. 5 or more hours per day	10.4
93.	Have you ever been taught about AIDS or HIV in school?	(3051)
	a. Yes	84.0
	b. No	11.1
	c. Not sure	4.9
94.	Have you ever talked about AIDS or HIV infection with your parents or other adults in your family?	(3052)
	Yes	49.6
	No	43.8
	Not sure	6.6
95.	How important is it for schools to help students address the problems of today such as drug abuse, violence, AIDS/HIV, teen pregnancy, abuse, and suicide?	(3066)
	a. Very important	64.4
	b. Important	21.6
	c. Somewhat important	9.5
	d. Not important	4.4
96.	If you or one of your friends was being physically or sexually abused, do you know who you should report it to?	(3055)
	a. Yes	73.9
	b. No	15.7
	c. Not sure	10.4

		District (N) %
97.	During your last check-up, did your doctor or nurse discuss ways to prevent pregnancy, AIDS, or other sexually transmitted diseases (STDs)?	(3046)
	a. Yes	25.9
	b. No	64.8
	c. Not sure	9.3
98.	How often do you wear sunscreen or sun block when you are outside at school?	(3073)
	a. Never	56.0
	b. Rarely	23.9
	c. Sometimes	13.0
	d. Most of the time	5.2
	e. Always	2.0
99.	On an average school night, how many hours of sleep do you get?	(3080)
	a. 4 or less hours	8.1
	b. 5 hours	12.6
	c. 6 hours	21.4
	d. 7 hours	28.5
	e. 8 hours	22.2
	f. 9 hours	5.2
	g. 10 or more hours	2.1

Appendix B

2010 High School Youth Risk Behavior Survey Frequencies, Sarasota County School District, Gender

		Females (N) %	Males (N) %
1.	How old are you?	(1646)	(1402)
	a. 12 years or younger	.4	.6
	b. 13 years old	0	.3
	c. 14 years old	31.6	27.5
	d. 15 years old	22.3	25.7
	e. 16 years old	29.7	25.3
	f. 17 years old	14.3	18.0
	g. 18 years or older	1.7	2.6
3.	In what grade are you?	(1651)	(1400)
	a. 9 th grade	54.9	55.4
	b. 10 th grade	2.8	3.6
	c. 11 th grade	39.5	38.3
	d. 12 th grade	2.7	2.4
	e. Ungraded or other grade	.3	.4
4.	What is your race? (Select one or more responses)	(1556)	(1326)
	a. American Indian / Alaskan Native	1.0	1.4
	b. Asian	3.4	2.3
	c. Black or African American	7.5	9.5
	d. Hispanic or Latino	11.6	1.0
	e. Native Hawaiian or Other Pacific Islander	1.0	13.0
	f. White	75.5	72.8
5.	What school do you attend?	(1650)	(1395)
	a. Booker High School	9.0	8.5
	b. North Port High School	18.7	18.6
	c. Pine View	7.5	7.3
	d. Riverview	27.0	24.2
	e. Sarasota High School	13.3	14.1
	f. Suncoast Polytechnical	5.6	6.8
	g. Venice High School	18.8	20.6

		Females	Males
		(N)	(N)
		%	%
6.	During the past 12 months, how would you describe your grades in school?	(1648)	(1400)
a.	Mostly A's	41.1	29.7
b.	Mostly B's	39.6	39.1
c.	Mostly C's	11.5	18.4
d.	Mostly D's	2.1	4.0
e.	Mostly F's	1.3	2.8
f.	None of these grades	.4	.2
g.	Not sure	4.0	5.7
7.	When you rode a bicycle during the past 12 months, how often do you wear a helmet?	(1652)	(1409)
a.	I did not ride a bicycle during the past 12 months	31.1	18.0
b.	Never wore a helmet	53.8	65.2
c.	Rarely wore a helmet	6.1	6.9
d.	Sometimes wore a helmet	3.1	3.1
e.	Most of the time wore a helmet	3.0	2.8
f.	Always wore a helmet	2.8	4.0
8.	How often do you wear a seatbelt when riding a car?	(1651)	(1411)
a.	Never	2.1	4.0
b.	Rarely	3.9	5.7
c.	Sometimes	8.2	9.4
d.	Most of the time	25.6	25.8
e.	Always	60.3	55.2
9.	During the past 30 days, how many times did you ride in a car driven by someone who had been drinking alcohol?	(1648)	(1403)
a.	0 times	68.3	71.4
b.	1 time	11.6	9.8
c.	2 or 3 times	11.5	9.0
d.	4 or 5 times	3.3	2.6
e.	6 or more times	5.2	7.3

		Females (N) %	Males (N) %
10.	During the past 30 days, on how many days did you carry a weapon, such as a gun, knife, or club?	(1653)	(1403)
	a. 0 days	91.0	73.3
	b. 1 day	2.8	5.7
	c. 2 or 3 days	2.1	6.8
	d. 4 or 5 days	0.5	2.5
	e. 6 or more days	3.6	11.7
11.	During the past 30 days, on how many days did you carry a weapon such as a gun, knife or club on school property?	(1652)	(1406)
	a. 0 days	96.3	92.4
	b. 1 day	.8	2.5
	c. 2 or 3 days	.7	1.1
	d. 4 or 5 days	.3	.6
	e. 6 or more days	1.8	3.4
12.	During the past 30 days, on how many days did you not go to school because you felt you would be unsafe at school or on your way to or from school?	(1655)	(1402)
	a. 0 days	95.0	94.9
	b. 1 day	2.4	1.8
	c. 2 or 3 days	1.3	1.1
	d. 4 or 5 days	.4	.5
	e. 6 or more days	.9	1.8
13.	During the past 12 months, how many times has someone threatened or injured you with a weapon such as a gun, knife, or club on school property?	(1656)	(1407)
	a. 0 times	93.8	91.1
	b. 1 time	2.5	3.0
	c. 2 or 3 times	1.8	2.1
	d. 4 or 5 times	.4	.8
	e. 6 or 7 times	.1	.1
	f. 8 or 9 times	.2	.1
	g. 12 or more times	1.1	2.3

		Females (N) %	Males (N) %
14.	During the past 12 months, how many times has someone stolen or deliberately damaged your property such as your car, clothing, or books on school property?	(1656)	(1412)
	a. 0 times	76.9	75.2
	b. 1 time	13.2	12.8
	c. 2 or 3 times	6.5	6.7
	d. 4 or 5 times	1.1	2.1
	e. 6 or 7 times	.7	.6
	f. 8 or 9 times	.4	.4
	g. 10 or 11 times	.2	.1
	h. 12 or more times	1.0	2.1
15.	During the past 12 months, how many times were you in a physical fight?	(1655)	(1410)
	a. 0 times	80.9	67.3
	b. 1 time	8.7	13.2
	c. 2 or 3 times	6.1	10.2
	d. 4 or 5 times	1.3	1.6
	e. 6 or 7 times	1.0	1.8
	f. 8 or 9 times	.3	.6
	g. 10 or 11 times	.1	.5
	h. 12 or more times	1.6	4.7
16.	During the past 12 months, how many times were you in a physical fight in which you were hurt and had to be treated by a doctor or nurse?	(1655)	(1409)
	a. 0 times	96.3	94.5
	b. 1 time	2.3	2.9
	c. 2 or 3 times	.6	1.1
	d. 4 or 5 times	.3	.4
	e. 6 or more times	.5	1.1
17.	During the past 12 months, how many times were you in a physical fight on school property?	(1656)	(1410)
	a. 0 times	92.9	86.7
	b. 1 time	4.3	7.4
	c. 2 or 3 times	1.3	2.8
	d. 4 or 5 times	.4	.6
	e. 6 or 7 times	.1	.5
	f. 8 or 9 times	.1	.1
	g. 10 or 11 times	.1	.2
	h. 12 or more times	.8	1.8

		Females (N) %	Males (N) %
18	During the past 12 months, how many times have you been the victim of teasing or name calling because of your weight?	(1657)	(1411)
	a. 0 times	75.1	80.8
	b. 1 time	7.4	5.7
	c. 2 or 3 times	7.6	4.0
	d. 4 or 5 times	3.1	1.6
	e. 6 or 7 times	1.3	.8
	f. 8 or 9 times	.7	.2
	g. 10 or 11 times	.7	.4
	h. 12 or more times	4.0	6.7
19.	During the past 12 months, how many times have you been harassed because someone thought you were gay, lesbian, or bisexual?	(1656)	(1412)
	a. 0 times	86.9	85.8
	b. 1 time	4.9	2.9
	c. 2 or 3 times	3.0	3.7
	d. 4 or 5 times	1.3	1.4
	e. 6 or 7 times	.8	.8
	f. 8 or 9 times	.4	.4
	g. 10 or 11 times	.5	.6
	h. 12 or more times	2.2	4.3
20.	During the past 12 months, did your boyfriend or girlfriend ever hit, slap, or physically hurt you on purpose?	(1651)	(1408)
	a. Yes	11.8	12.6
	b. No	88.2	87.4
21.	Have you ever been physically forced to have sexual intercourse when you did not want to?	(1657)	(1410)
	a. Yes	13.1	7.7
	b. No	86.9	92.3
22.	During the past 12 months, how many times did you do something to purposely hurt yourself without wanting to die, such as cutting or burning yourself on purpose?	(1650)	(1404)
	a. 0 times	82.7	90.4
	b. 1 time	11.0	5.3
	c. 2 or 3 times	2.2	1.4
	d. 4 or 5 times	2.1	.8
	e. 6 or more times	1.9	2.1

		Females (N) %	Males (N) %
23.	During the past 12 months, have you ever been bullied on school property?	(1638)	(1401)
	a. Yes	22.9	20.3
	b. No	77.1	79.7
24.	During the past 12 months, have you ever been electronically bullied, such as through e-mail, chat rooms, instant messaging, Web sites, or text messaging?	(1648)	(1404)
	a. Yes	24.3	13.7
	b. No	75.7	86.3
25.	During the past 12 months, did you ever feel so sad or hopeless almost every day for two weeks or more in a row that you stopped doing some usual activities?	(1646)	(1403)
	a. Yes	33.7	17.7
	b. No	66.3	82.3
26.	During the past 12 months, did you ever seriously consider attempting suicide?	(1649)	(1402)
	a. Yes	18.9	10.3
	b. No	81.1	89.7
27.	During the past 12 months, did you make a plan about how you would attempt suicide?	(1633)	(1387)
	a. Yes	14.0	9.7
	b. No	86.0	90.3
28.	During the past 12 months, how many times did you actually attempt suicide?	(1645)	(1404)
	a. 0 times	87.7	85.5
	b. 1 time	7.7	11.6
	c. 2 or 3 times	2.7	1.5
	d. 4 or 5 times	.4	.4
	e. 6 or more times	1.5	1.0
29.	If you attempted suicide during the past 12 months, did any attempt result in an injury, poisoning, or overdose that had to be treated by a doctor or nurse?	(1638)	(1386)
	a. I did not attempt suicide during the past 12 months	79.8	79.1
	b. Yes	3.8	4.0
	c. No	16.4	16.9

		Females (N) %	Males (N) %
30.	How old were you when you smoked a whole cigarette for the first time?	(1653)	(1400)
	a. I have never smoked a whole cigarette	70.8	68.6
	b. 8 years old or younger	2.7	3.6
	c. 9 or 10 years old	2.5	4.5
	d. 11 or 12 years old	6.4	7.9
	e. 13 or 14 years old	11.2	9.9
	f. 15 or 16 years old	6.2	5.1
	g. 17 years old or older	.2	.4
31.	During the past 30 days, on how many days did you smoke cigarettes?	(1616)	(1386)
	a. 0 days	82.5	83.1
	b. 1 or 2 days	6.1	4.6
	c. 3 to 5 days	2.2	2.1
	d. 6 to 9 days	1.7	1.9
	e. 10 to 19 days	1.5	1.7
	f. 20 to 29 days	1.5	1.7
	g. All 30 days	4.5	4.8
32.	During the past 30 days, on how many days did you smoke cigarettes on school property?	(1652)	(1400)
	a. 0 days	94.3	92.7
	b. 1 or 2 days	2.5	1.9
	c. 3 to 5 days	.8	1.2
	d. 6 to 9 days	.5	.9
	e. 10 to 19 days	.2	.9
	f. 20 to 29 days	.4	.6
	g. 30 days	1.3	1.8
33.	During the past 30 days, how did you usually get your own cigarettes?	(1648)	(1403)
	a. I did not smoke cigarettes during the past 30 days.	81.9	82.0
	b. I bought them in a store, such as a convenience store, super market, or gas station.	2.2	3.8
	c. I bought them from a vending machine.	.4	.5
	d. I gave someone else money to buy.	4.6	3.4
	e. I borrowed them from someone else.	5.6	4.6
	f. A person 18 years or older gave them to me.	2.0	1.0
	g. I took them from a store or family member.	1.2	1.6
	h. I got them some other way.	2.2	3.0

		Females (N) %	Males (N) %
34.	Have you ever smoked cigarettes daily, that is, at least one cigarette every day for 30 days?	(1641)	(1405)
	a. Yes	13.2	13.7
	b. No	86.8	86.3
35.	During the past 12 months, did you ever try to quit smoking cigarettes?	(1647)	(1402)
	a. I did not smoke during the past 12 months.	79.5	79.0
	b. Yes	11.7	10.3
	c. No	8.7	10.8
36.	During the past 30 days, on how many days did you use chewing tobacco or snuff, such as Redman, Levi Garrett, Beechnut, Skoal Bandits, or Copenhagen?	(1655)	(1411)
	a. 0 days	96.6	88.9
	b. 1 or 2 days	1.6	3.7
	c. 3 to 5 days	.4	1.2
	d. 6 to 9 days	.2	1.3
	e. 10 to 19 days	.2	1.3
	f. 20 to 29 days	.2	.4
	g. All 30 days	.8	3.1
37.	During the past 30 days, on how many days did you smoke cigars, cigarillos, or little cigars?	(1656)	(1411)
	a. 0 days	89.7	82.4
	b. 1 or 2 days	5.4	6.3
	c. 3 to 5 days	1.3	3.0
	d. 6 to 9 days	1.3	2.6
	e. 10 to 19 days	.8	2.1
	f. 20 to 29 days	.5	1.0
	g. All 30 days	1.0	2.6

		Females (N) %	Males (N) %
38.	How old were you when you had your first drink of alcohol other than a few sips?	(1649)	(1405)
	a. I have never had a drink of alcohol other than a few sips.	40.9	41.6
	b. 8 years or younger	5.8	8.0
	c. 9 or 10 years old	4.7	5.3
	d. 11 or 12 years old	10.7	13.1
	e. 13 or 14 years old	25.3	20.1
	f. 15 or 16 years old	11.9	11.3
	g. 17 years old or older	.6	.6
39.	During the past 30 days, on how many days did you have at least one drink of alcohol?	(1654)	(1409)
	a. 0 days	64.0	65.2
	b. 1 or 2 days	18.3	15.4
	c. 3 to 5 days	9.3	7.8
	d. 6 to 9 days	5.3	5.9
	e. 10 to 19 days	2.3	3.1
	f. 20 to 29 days	.1	.7
	g. All 30 days	.8	1.8
40.	During the past 30 days, on how many days did you have at least one drink of alcohol on school property?	(1657)	(1410)
	a. 0 days	95.6	94.1
	b. 1 or 2 days	2.9	2.8
	c. 3 to 5 days	.6	1.0
	d. 6 to 9 days	.2	.4
	e. 10 to 19 days	.1	.3
	e. 20 to 29 days	-	.2
	f. All 30 days	.6	1.2
41.	During the past 30 days, on how many days have you had 5 or more drinks of alcohol in a row, that is, within a couple of hours?	(1657)	(1411)
	a. 0 days	81.2	78.6
	b. 1 day	6.7	7.4
	c. 2 days	4.9	4.6
	d. 3 to 5 days	4.3	4.0
	e. 6 to 9 days	1.3	2.5
	f. 10 to 19 days	.6	1.3
	g. 20 or more days	1.0	1.6

		Females (N) %	Males (N) %
42.	During the past 30 days, what type of alcohol did you usually drink? (Select only one response)	(1639)	(1407)
a.	I did not drink alcohol during the past 30 days	62.7	64.1
b.	I do not have a usual type	4.6	4.1
c.	Beer	5.4	8.8
d.	Malt beverages, such as Smirnoff Ice, Bacardi Silver, or Hard Lemonade	6.8	2.6
e.	Wine coolers, such as Bartles & Jaymes or Seagrams	.9	.4
f.	Wine	2.0	.9
g.	Liquor, such as vodka, rum, scotch, bourbon, or whiskey	15.7	17.5
h.	Some other type	2.0	1.6
43.	During the past 30 days, where did you usually drink alcohol? (Select only one response)	(1642)	(1409)
a.	I did not drink alcohol during the past 30 days	63.5	65.2
b.	At my home	10.7	10.3
c.	At another person's home	20.4	17.8
d.	While riding in or driving a car or other vehicle	1.0	1.6
e.	At a restaurant, bar or club	.8	.9
f.	At a public place such as a park, beach, or parking lot	2.3	2.7
g.	At a public event such as a concert or sporting event	.7	.8
h.	On school property	.7	.9
44.	During the past 30 days, how did you usually get the alcohol you drank?	(1648)	(1408)
a.	I did not drink alcohol during past 30 days.	63.0	64.8
b.	I bought alcohol in a store such as a gas station, super market, or convenience store.	2.1	4.8
c.	I bought it at a restaurant, bar, or club	.7	.9
d.	I bought it at a public event such as a concert or sporting event.	.3	.4
e.	I gave someone else money to buy it for me.	5.8	7.0
f.	Someone gave it to me,	17.6	11.7
g.	I took it from a store or family member.	4.6	5.0
h.	I got it some other way.	5.9	5.5

51.	People my age drink alcohol because they see it in the media (e.g., TV, movies):	(1671)	(1190)
	A. Strongly disagree	10.8	10.3
	B. Disagree	17.2	16.7
	C. Neutral	40.8	39.4
	D. Agree	24.0	25.5
	E. Strongly agree	7.2	8.2
52.	People my age smoke cigarettes because they see it in the media (e.g., TV, movies):	(1677)	(1191)
	A. Strongly disagree	14.4	13.9
	B. Disagree	20.9	20.9
	C. Neutral	37.2	35.1
	D. Agree	20.5	22.8
	E. Strongly agree	6.9	7.2
53.	People my age who drink alcohol are popular:	(1661)	(1182)
	A. Strongly disagree		
	B. Disagree		
	C. Neutral	15.1	15.4
	D. Agree	21.9	23.3
	E. Strongly agree	38.4	37.0
	People my age who smoke cigarettes are popular:	18.4	18.4
	A. Strongly disagree	6.4	5.9
	B. Disagree		
54.	C. Neutral	(1669)	(1184)
	D. Agree	22.9	17.5
	E. Strongly agree	23.2	19.6
	People my age who drink alcohol do poorly in school:	36.4	35.3
	A. Strongly disagree	12.5	19.8
	B. Disagree	5.0	7.8
	C. Neutral	(1676)	(1189)
55.	D. Agree		
	E. Strongly agree	27.7	26.0
		26.0	32.2
		33.8	32.5
		8.5	6.6
		3.9	2.7
56.	People my age who smoke cigarettes do poorly in school:	(1665)	(1189)
	A. Strongly disagree		
	B. Disagree		
	C. Neutral	8.5	13.9
	D. Agree	13.7	23.4
	E. Strongly agree	35.9	39.4
		25.6	16.2
		16.3	7.1
	People my age who say no to using alcohol feel good about themselves:		
	A. Strongly disagree		
	B. Disagree		
	C. Neutral		

	D. Agree	(1676)	(1187)
57.	E. Strongly agree	9.1	14.0
		13.7	21.2
	People my age who say no to using cigarettes feel good about themselves:	39.0	38.2
	A. Strongly disagree	23.0	17.4
	B. Disagree	15.2	9.3
	C. Neutral		
	D. Agree		
	E. Strongly agree		
58.		(1675)	(1190)
	People my age drink alcohol to feel high:		
	A. Strongly disagree	6.9	5.5
	B. Disagree	6.7	6.7
	C. Neutral	29.6	34.0
	D. Agree	30.9	32.6
	E. Strongly agree	25.9	21.2
	People my age smoke cigarettes to feel high:		
59.	A. Strongly disagree	(1678)	(1189)
	B. Disagree		
	C. Neutral	7.3	5.0
	D. Agree	5.3	4.5
	E. Strongly agree	27.8	30.7
		31.6	33.3
	The best way to talk to people my age about alcohol or cigarettes is through (select all that apply):	27.9	26.5
	A. Teen SOURCE Theatre plays		
	B. Commercials on television		
60.	C. Commercials on the radio	(1676)	(1187)
	D. Social networking site (e.g., Facebook, My space)	9.8	9.2
	E. Assemblies or presentations at school	13.8	12.9
	F. Guest presentations by people who have had bad experiences with alcohol or tobacco	35.7	31.7
		28.3	31.2
	Have you ever heard of the “Believe In All Your Possibilities” campaign?	12.4	15.1
	A. Yes		
61.	B. No	(1668)	(1182)
	C. Unsure	12.1	13.5
		17.6	19.5
		36.6	38.0
		22.4	20.6
		11.4	8.4
62.		(1221)	(900)
		8.5	12.3
		7.2	7.7
		2.4	2.6
		18.4	19.0
		15.5	9.7
		48.0	48.8

63.

(1664)	(1177)
34.3	29.9
43.9	53.7
21.8	16.4

		Females (N) %	Males (N) %
64.	During your life, how many times have you used marijuana?	(1678)	(1192)
	a. 0 times	68.0	52.1
	b. 1 or 2 times	7.3	8.0
	c. 3 to 9 times	6.7	8.2
	d. 10 to 19 times	3.6	5.5
	e. 20 to 39 times	3.2	5.6
	f. 40 to 99 times	3.3	5.6
	g. 100 or more times	7.9	14.9
65.	How old were you when you tried marijuana for the first time?	(1656)	(1409)
	a. I have never tried marijuana	63.4	55.6
	b. 8 years or younger	1.6	3.9
	c. 9 or 10 years old	1.3	3.2
	d. 11 or 12 years old	5.6	9.1
	e. 13 or 14 years old	17.1	17.8
	f. 15 or 16 years old	10.2	9.7
	g. 17 years old or older	.8	.7
66.	During the past 30 days, how many times did you use marijuana?	(1650)	(1395)
	a. 0 times	79.8	73.5
	b. 1 or 2 times	7.1	5.7
	c. 3 to 9 times	6.0	5.7
	d. 10 to 19 times	1.9	4.6
	e. 20 to 39 times	2.2	3.3
	f. 40 or more times	3.0	7.2
67.	During the past 30 days, how many times did you use marijuana on school property?	(1649)	(1399)
	a. 0 times	94.8	89.5
	b. 1 or 2 times	2.4	4.2
	c. 3 to 9 times	1.2	2.4
	d. 10 to 19 times	.4	1.0
	e. 20 to 39 times	.5	.4
	f. 40 or more times	.8	2.4
68.	Have you ever used prescription drugs or over-the-counter medicine to get high?	(1639)	(1389)
	a. Yes	14.6	17.0
	b. No	85.4	83.0
69.	During your life, how many times have you used any form of cocaine, including powder, crack, or freebase?	(1650)	(1407)
	a. 0 times	92.6	89.4
	b. 1 or 2 times	4.0	5.6
	c. 3 to 9 times	1.3	1.4
	d. 10 to 19 times	.7	.6
	e. 20 to 39 times	.1	.6
	f. 40 or more times	1.3	2.3
70.	During the past 30 days, how many times have you used any form of cocaine, including powder, crack, or freebase?	(1655)	(1410)
	a. 0 times	96.3	93.6

b.	1 or 2 times	1.5	2.0
c.	3 to 9 times	1.0	1.1
d.	10 to 19 times	.2	.9
e.	20 to 39 times	.2	.3
f.	40 or more times	.8	2.1

		Females (N) %	Males (N) %
71.	During your life, how many times have you used ecstasy (also called MDMA)?	(1655)	(1409)
	a. 0 times	94.0	91.9
	b. 1 or 2 times	3.1	3.2
	c. 3 to 9 times	.9	1.8
	d. 10 to 19 times	.8	.7
	e. 20 to 39 times	.2	.6
	f. 40 or more times	.9	1.8
72.	During your life, how many times have you taken steroid pills or shots without a doctor's prescription?	(1655)	(1409)
	a. 0 times	96.4	94.4
	b. 1 or 2 times	1.9	1.9
	c. 3 to 9 times	.5	1.0
	d. 10 to 19 times	.2	.6
	e. 20 to 39 times	.1	.5
	f. 40 or more times	.9	1.6
73.	During the past 12 months, has anyone offered, sold, or given you an illegal drug on school property?	(1643)	(1392)
	a. Yes	22.9	32.6
	b. No	77.1	67.4
74.	Have you ever had sexual intercourse?	(1639)	(1390)
	a. Yes	39.8	45.8
	b. No	60.2	54.2
75.	How old were you when you had sexual intercourse for the first time?	(1648)	(1408)
	a. I have never had sexual Intercourse	60.7	54.8
	b. 11 years old or younger	3.0	6.9
	c. 12 years old	2.5	5.1
	d. 13 years old	5.7	7.0
	e. 14 years old	11.8	9.2
	f. 15 years old	9.9	9.4
	g. 16 years old	5.8	6.2
	h. 17 years old or older	.5	1.3
76.	During your life, with how many people have you had sexual intercourse?	(1648)	(1405)
	a. I have never had sexual intercourse	61.4	55.2
	b. 1 person	14.9	17.2
	c. 2 people	7.2	6.9
	d. 3 people	5.3	5.1
	e. 4 people	3.2	3.3
	f. 5 people	2.1	2.3
	g. 6 or more people	5.9	10.0

		Females	Males
		(N)	(N)
		%	%
77.	During the past 3 months, with how many people did you have sexual intercourse?	(1637)	(1399)
	a. I have never had sexual intercourse	66.2	60.5
	b. 1 person	25.5	25.8
	c. 2 people	4.5	5.1
	d. 3 people	1.4	2.3
	e. 4 people	.7	1.8
	f. 5 people	.4	.4
	g. 6 people or more	1.2	4.1
78.	Did you drink alcohol or use drugs before you had sexual intercourse the last time?	(1642)	(1396)
	a. I have never had sexual intercourse	60.8	54.6
	b. Yes	10.0	13.8
	c. No	29.1	31.7
79.	The last time you had sexual intercourse, did you or your partner use a condom?	(1632)	(1391)
	a. I have never had sexual intercourse	62.0	56.3
	b. Yes	21.0	28.0
	c. No	17.0	15.7
80.	The last time you had sexual intercourse, what one method did you or your partner use to prevent pregnancy? (select only one response)	(1643)	(1399)
	a. I have never had sexual intercourse	62.0	56.5
	b. No method was used to prevent pregnancy	6.6	5.9
	c. Birth control pills	6.2	6.4
	d. Condoms	17.2	23.4
	e. Depo-Provera (injectable birth control)	1.3	.9
	f. Withdrawal	4.8	4.1
	g. Some other method	1.3	.5
	h. Not sure	.6	2.2
81.	How many times have you been pregnant or gotten someone pregnant?	(1651)	(1406)
	a. 0 times	93.9	90.8
	b. 1 time	3.1	3.1
	c. 2 or more times	1.5	3.2
	d. Not sure	1.5	2.9

		Females	Males
		(N)	(N)
		%	%
82.	Have you ever had oral sex?	(1646)	(1397)
	a. Yes	40.9	46.8
	b. No	59.1	53.2
83.	During the past 30 days, did you exercise to lose weight or keep from gaining weight?	(1648)	(1400)
	a. Yes	64.4	54.5
	b. No	35.6	45.5
84.	During the past 30 days did you eat less food, fewer calories, or foods low in fat to lose weight or keep from gaining weight?	(1648)	(1404)
	a. Yes	48.1	26.6
	b. No	51.9	73.4
85.	During the past 30 days, did you go without eating for 24 hours or more (fast) to lose weight or keep from gaining weight?	(1645)	(1391)
	a. Yes	14.9	7.5
	b. No	85.1	92.5
86.	During the past 30 days, did you take any diet pills, powders, or liquids, without a doctor's advice to lose weight or from gaining weight? (Don't include meal replacement Products such as Slim Fast.)	(1637)	(1390)
	a. Yes	5.3	6.3
	b. No	94.7	93.7
87.	During the past 30 days did you vomit or take laxatives to lose weight or keep from gaining weight?	(1615)	(1384)
	a. Yes	7.4	5.3
	b. No	92.6	94.7

	Females (N) %	Males (N) %
88. During the past 7 days, how many days were you physically active for a total of at least 60 minutes per day? (Add up all the time you spend in any kind of physical activity that increases your heart rate and makes you breathe hard some of the time)	(1646)	(1395)
a. 0 days	25.7	16.8
b. 1 day	9.8	7.5
c. 2 days	10.9	8.8
d. 3 days	13.1	8.6
e. 4 days	8.3	9.2
f. 5 days	11.3	11.5
g. 6 days	6.0	7.5
h. 7 days	14.9	30.0
89. On how many of the past 7 days did you exercise or participate in physical activity for at least 20 minutes that made you sweat and breathe hard, such as basketball, soccer, running, swimming laps, fast bicycling, fast dancing, or similar aerobic activities?	(1625)	(1369)
a. 0 days	25.5	17.1
b. 1 day	12.7	7.0
c. 2 days	11.6	8.1
d. 3 days	11.1	10.2
e. 4 days	8.4	9.5
f. 5 days	11.9	11.7
g. 6 days	4.9	6.8
h. 7 days	13.8	29.7

		Females (N) %	Males (N) %
90.	On how many of the past 7 days did you do exercises to strengthen or tone your muscles, such as push-ups, sit-ups, or weight lifting?	(1641)	(1397)
	a. 0 days	39.9	23.3
	b. 1 day	13.0	10.2
	c. 2 days	10.2	8.2
	d. 3 days	11.1	9.3
	e. 4 days	6.0	10.4
	f. 5 days	7.6	13.3
	g. 6 days	3.2	3.6
	h. 7 days	9.0	21.8
91.	On the average school day, how many hours do you watch TV?	(1650)	(1396)
	a. I do not watch TV on an average school day	18.2	15.4
	b. Less than 1 hour per day	21.4	17.5
	c. 1 hour per day	15.6	17.2
	d. 2 hours per day	18.2	22.1
	e. 3 hours per day	13.5	14.0
	f. 4 hours per day	5.9	5.7
	g. 5 hours or more per day	7.2	8.2
92.	On an average school day, how many hours do you play video or computer games or use a computer for something that is not school work? (Include activities such as Nintendo, Game Boy, PlayStation, Xbox, computer games, and the Internet.)	(1648)	(1397)
	a. I do not play video or computer games or use a computer for something that is not school work	19.9	13.2
	b. Less than 1 hour per day	24.1	20.0
	c. 1 hour per day	16.3	15.2
	d. 2 hours per day	15.7	18.1
	e. 3 hours per day	10.9	12.6
	f. 4 hours per day	5.7	7.4
	g. 5 or more hours per day	7.5	13.4

		Females (N) %	Males (N) %
93.	Have you ever been taught about AIDS or HIV in school?	(1636)	(1398)
	a. Yes	84.5	83.4
	b. No	10.8	11.5
	c. Not sure	4.7	5.1
94.	Have you ever talked about AIDS or HIV infection with your parents or other adults in your family?	(1641)	(1394)
	a. Yes	50.6	48.6
	b. No	43.1	44.5
	c. Not sure	6.2	7.0
95.	How important is it for schools to help students address the problems of today such as drug abuse, violence, AIDS/HIV, teen pregnancy, abuse, and suicide?	(1645)	(1404)
	a. Very important	69.0	59.2
	b. Important	21.2	22.2
	c. Somewhat important	7.5	12.0
	d. Not important	2.3	6.7
96.	If you or one of your friends was being physically or sexually abused, do you know who you should report it to?	(1640)	(1399)
	a. Yes	75.4	72.3
	b. No	14.1	17.3
	c. Not sure	10.5	10.4
97.	During your last check-up, did your doctor or nurse discuss ways to prevent pregnancy, AIDS, or other sexually transmitted diseases (STDs)?	(1636)	(1393)
	a. Yes	29.2	22.0
	b. No	62.3	67.9
	c. Not sure	8.6	10.1

		Females	Males
		(N)	(N)
		%	%
98.	How often do you wear sunscreen or sun block when you are outside at school?	(1646)	(1410)
	a. Never	53.6	58.7
	b. Rarely	23.9	23.9
	c. Sometimes	14.0	11.7
	d. Most of the time	6.0	4.3
	e. Always	2.5	1.3
99.	On an average school night, how many hours of sleep do you get?	(1654)	(1409)
	a. 4 or less hours	7.7	8.4
	b. 5 hours	14.2	10.7
	c. 6 hours	23.1	19.5
	d. 7 hours	27.2	30.0
	e. 8 hours	20.7	23.8
	f. 9 hours	5.4	4.9
	g. 10 or more hours	1.7	2.6

Appendix C

2010 High School Youth Risk Behavior Survey Frequencies, Sarasota County School District, Grade

		9th	11th
		(N)	(N)
		%	%
1.	How old are you?	(1667)	(1188)
	a. 12 years or younger	.3	.2
	b. 13 years old	.2	-
	c. 14 years old	53.8	.1
	d. 15 years old	40.2	.8
	e. 16 years old	5.0	59.7
	f. 17 years old	.3	3
	g. 18 years or older	.1	2.6
2.	What is your sex?	(1677)	(1188)
	a. Female	53.8	54.9
	b. Male	46.2	45.1
3.	In what grade are you?	(1682)	(1194)
	a. 9 th grade	100	N/A
4.	What is your race? (Select one or more responses)	(1576)	(1128)
	a. American Indian / Alaskan Native	1.5	.4
	b. Asian	3.0	2.7
	c. Black or African American	8.8	7.4
	d. Hispanic or Latino	13.2	10.6
	e. Native Hawaiian or Other Pacific Islander	1.0	.8
	f. White	72.6	78.1
5.	What school do you attend?	(1670)	(1187)
	a. Booker High School	8.5	9.3
	b. North Port High School	18.0	19.9
	c. Pine View	5.6	10.6
	d. Riverview	26.2	26.2
	e. Sarasota High School	12.6	15.0
	f. Suncoast Polytechnical	6.3	6.5
	g. Venice High School	22.7	12.6

		9th	11th
		(N)	(N)
		%	%
6	During the past 12 months, how would you describe your grades in school?	(1668)	(1190)
	a. Mostly A's	35.6	38.5
	b. Mostly B's	38.8	40.8
	c. Mostly C's	14.6	14.2
	d. Mostly D's	3.0	1.8
	e. Mostly F's	2.2	1.0
	f. None of these grades	.2	.1
	g. Not sure	5.5	3.6
7.	When you rode a bicycle during the past 12 months, how often do you wear a helmet?	(1676)	(1191)
	a. I did not ride a bicycle during the past 12 months	19.6	32.0
	b. Never wore a helmet	60.7	56.2
	c. Rarely wore a helmet	8.2	4.4
	d. Sometimes wore a helmet	4.1	1.8
	e. Most of the time wore a helmet	3.5	2.4
	f. Always wore a helmet	3.8	3.2
8.	How often do you wear a seatbelt when riding a car?	(1676)	(1190)
	a. Never	3.3	2.0
	b. Rarely	5.1	4.0
	c. Sometimes	10.2	5.6
	d. Most of the time	27.6	23.1
	e. Always	53.8	65.2
9.	During the past 30 days, how many times did you ride in a car driven by someone who had been drinking alcohol?	(1671)	(1186)
	a. 0 times	71.3	69.1
	b. 1 time	9.9	11.8
	c. 2 or 3 times	10.1	10.3
	d. 4 or 5 times	2.7	3.5
	e. 6 or more times	6.1	5.3

	9th (N) %	11th (N) %
10. During the past 30 days, on how many days did you carry a weapon, such as a gun, knife, or club?	(1672)	(1190)
a. 0 days	84.6	82.5
b. 1 day	4.2	4.1
c. 2 or 3 days	3.9	4.5
d. 4 or 5 days	1.4	1.5
e. 6 or more days	5.9	7.3
11. During the past 30 days, on how many days did you carry a weapon such as a gun, knife or club on school property?	(1677)	(1189)
a. 0 days	94.9	95.0
b. 1 day	1.8	1.1
c. 2 or 3 days	.8	1.0
d. 4 or 5 days	.3	.5
e. 6 or more days	2.1	2.4
12. During the past 30 days, on how many days did you not go to school because you felt you would be unsafe at school or on your way to or from school?	(1672)	(1193)
a. 0 days	94.5	96.1
b. 1 day	2.5	1.5
c. 2 or 3 days	1.3	1.1
d. 4 or 5 days	.6	.4
e. 6 or more days	1.2	.8
13. During the past 12 months, how many times has someone threatened or injured you with a weapon such as a gun, knife, or club on school property?	(1680)	(1189)
a. 0 times	91.9	94.4
b. 1 time	3.0	2.0
c. 2 or 3 times	2.2	1.4
d. 4 or 5 times	.5	.6
e. 6 or 7 times	.2	.1
f. 8 or 9 times	.1	.3
g. 10 or 11 times	.2	.2
h. 12 or more times	1.8	1.1

		9 th	11 th
		(N)	(N)
		%	%
14.	During the past 12 months, how many times has someone stolen or deliberately damaged your property such as your car, clothing, or books on school property?	(1682)	(1192)
	a. 0 times	75.2	78.5
	b. 1 time	12.6	13.2
	c. 2 or 3 times	7.4	5.4
	d. 4 or 5 times	1.8	1.4
	e. 6 or 7 times	.9	.3
	f. 8 or 9 times	.5	.3
	g. 10 or 11 times	.1	-
	h. 12 or more times	1.5	1.0
15.	During the past 12 months, how many times were you in a physical fight?	(1681)	(1191)
	a. 0 times	73.2	78.5
	b. 1 time	10.9	10.1
	c. 2 or 3 times	8.8	6.3
	d. 4 or 5 times	1.5	1.2
	e. 6 or 7 times	1.5	1.3
	f. 8 or 9 times	.4	.6
	g. 10 or 11 times	.3	.3
	h. 12 or more times	3.2	1.7
16.	During the past 12 months, how many times were you in a physical fight in which you were hurt and had to be treated by a doctor or nurse?	(1679)	(1193)
	a. 0 times	94.9	96.5
	b. 1 time	3.1	2.1
	c. 2 or 3 times	.6	.8
	d. 4 or 5 times	.4	.3
	e. 6 or more times	1.0	.3
17.	During the past 12 months, how many times were you in a physical fight on school property?	(1680)	(1193)
	a. 0 times	88.1	93.9
	b. 1 time	7.1	3.6
	c. 2 or 3 times	2.4	1.4
	d. 4 or 5 times	.5	.3
	e. 6 or 7 times	.4	.1
	f. 8 or 9 times	.1	.1
	g. 10 or 11 times	.2	-
	h. 12 or more times	1.1	.6

	9th (N) %	11th (N) %
18. During the past 12 months, how many times have you been the victim of teasing or name calling because of your weight?	(1681)	(1193)
a. 0 times	76.0	81.0
b. 1 time	7.4	5.6
c. 2 or 3 times	6.2	4.9
d. 4 or 5 times	2.5	2.3
e. 6 or 7 times	1.1	1.1
f. 8 or 9 times	.6	.3
g. 10 or 11 times	.8	.2
h. 12 or more times	5.3	4.6
19. During the past 12 months, how many times have you been harassed because someone thought you were gay, lesbian, or bisexual?	(1681)	(1192)
a. 0 times	84.4	89.7
b. 1 time	4.8	2.9
c. 2 or 3 times	3.6	2.8
d. 4 or 5 times	1.5	1.1
e. 6 or 7 times	.7	1.0
f. 8 or 9 times	.5	.3
g. 10 or 11 times	.7	.3
h. 12 or more times	3.8	1.9
20. During the past 12 months, did your boyfriend or girlfriend ever hit, slap, or physically hurt you on purpose?	(1676)	(1191)
a. Yes	10.3	13.4
b. No	89.7	86.6
21. Have you ever been physically forced to have sexual intercourse when you did not want to?	(1678)	(1192)
a. Yes	9.4	11.5
b. No	90.6	88.5
22. During the past 12 months, how many times did you do something to purposely hurt yourself without wanting to die, such as cutting or burning yourself on purpose?	(1673)	(1188)
a. 0 times	86.3	87.2
b. 1 time	8.6	8.2
c. 2 or 3 times	1.6	1.9
d. 4 or 5 times	1.6	1.2
e. 6 or more times	1.9	1.5

		9th (N) %	11th (N) %
23.	During the past 12 months, have you ever been bullied on school property?	(1664)	(1183)
	a. Yes	25.1	16.4
	b. No	74.9	83.6
24.	During the past 12 months, have you ever been electronically bullied, such as through e-mail, chat rooms, instant messaging, Web sites, or text messaging?	(1673)	(1187)
	a. Yes	20.4	17.3
	b. No	79.6	82.7
25.	During the past 12 months, did you ever feel so sad or hopeless almost every day for two weeks or more in a row that you stopped doing some usual activities?	(1673)	(1184)
	a. Yes	24.6	26.9
	b. No	75.4	73.1
26.	During the past 12 months, did you ever seriously consider attempting suicide.	(1667)	(1190)
	a. Yes	14.9	13.8
	b. No	85.1	86.2
27.	During the past 12 months, did you make a plan about how you would attempt suicide?	(1648)	(1180)
	a. Yes	10.9	12.5
	b. No	89.1	87.5
28.	During the past 12 months, how many times did you actually attempt suicide?	(1669)	(1188)
	a. 0 times	86.5	88.0
	b. 1 time	9.6	9.5
	c. 2 or 3 times	2.5	1.5
	d. 4 or 5 times	.3	.3
	e. 6 or more times	1.2	.6
29.	If you attempted suicide during the past 12 months, did any attempt result in an injury, poisoning, or overdose that had to be treated by a doctor or nurse?	(1658)	(1178)
	a. I did not attempt suicide during the past 12 months	78.6	81.9
	b. Yes	3.4	3.8
	c. No	18.0	14.3

		9th	11th
		(N)	(N)
		%	%
30.	How old were you when you smoked a whole cigarette for the first time?	(1672)	(1190)
	a. I have never smoked a whole cigarette	74.9	65.8
	b. 8 years old or younger	3.1	2.5
	c. 9 or 10 years old	3.3	3.3
	d. 11 or 12 years old	6.9	6.6
	e. 13 or 14 years old	10.4	10.2
	f. 15 or 16 years old	1.4	11.2
	g. 17 years old or older	.1	.4
31.	During the past 30 days, on how many days did you smoke cigarettes?	(1649)	(1162)
	a. 0 days	85.9	80.6
	b. 1 or 2 days	5.1	5.7
	c. 3 to 5 days	1.7	2.9
	d. 6 to 9 days	1.4	2.3
	e. 10 to 19 days	1.3	2.0
	f. 20 to 29 days	.8	2.6
	g. All 30 days	3.9	3.9
32.	During the past 30 days, on how many days did you smoke cigarettes on school property?	(1675)	(1187)
	a. 0 days	94.5	94.3
	b. 1 or 2 days	1.8	2.4
	c. 3 to 5 days	.7	1.1
	d. 6 to 9 days	.8	.6
	e. 10 to 19 days	.6	.3
	f. 20 to 29 days	.5	.3
	g. 30 days	1.0	1.1
33.	During the past 30 days, how did you usually get your own cigarettes?	(1673)	(1187)
	a. I did not smoke cigarettes during the past 30 days.	84.6	80.2
	b. I bought them in a store, such as a convenience store, super market, or gas station.	1.7	4.1
	c. I bought them from a vending machine.	.5	.3
	d. I gave someone else money to buy.	2.9	5.0
	e. I borrowed them from someone else.	4.7	5.6
	f. A person 18 years or older gave them to me.	1.1	2.3
	g. I took them from a store or family member.	1.6	.8
	h. I got them some other way.	2.8	1.9

	9th (N) %	11th (N) %
34. Have you ever smoked cigarettes daily, that is, at least one cigarette every day for 30 days?	(1670)	(1186)
a. Yes	11.4	14.2
b. No	88.6	85.8
35. During the past 12 months, did you ever try to quit smoking cigarettes?	(1668)	(1191)
a. I did not smoke during the past 12 months.	82.3	78.0
b. Yes	10.0	11.1
c. No	7.7	10.9
36. During the past 30 days, on how many days did you use chewing tobacco or snuff, such as Redman, Levi Garrett, Beechnut, Skoal Bandits, or Copenhagen?	(1680)	(1193)
a. 0 days	94.4	92.4
b. 1 or 2 days	2.5	2.8
c. 3 to 5 days	.7	.8
d. 6 to 9 days	.7	.4
e. 10 to 19 days	.4	1.2
f. 20 to 29 days	.2	.4
g. All 30 days	1.0	2.1
37. During the past 30 days, on how many days did you smoke cigars, cigarillos, or little cigars?	(1682)	(1192)
a. 0 days	88.3	85.1
b. 1 or 2 days	5.6	6.0
c. 3 to 5 days	1.7	2.4
d. 6 to 9 days	1.6	2.2
e. 10 to 19 days	.9	2.2
f. 20 to 29 days	.7	.9
g. All 30 days	1.1	1.3

		9th	11th
		(N)	(N)
		%	%
38.	How old were you when you had your first drink of alcohol other than a few sips?	(1671)	(1190)
	a. I have never had a drink of alcohol other than a few sips.	49.1	33.6
	b. 8 years or younger	7.1	5.1
	c. 9 or 10 years old	5.8	3.5
	d. 11 or 12 years old	12.9	10.3
	e. 13 or 14 years old	22.3	23.4
	f. 15 or 16 years old	2.7	23.0
	g. 17 years old or older	.1	1.0
39.	During the past 30 days, on how many days did you have at least one drink of alcohol?	(1678)	(1191)
	a. 0 days	71.2	58.7
	b. 1 or 2 days	15.3	18.1
	c. 3 to 5 days	6.4	10.8
	d. 6 to 9 days	4.1	7.2
	e. 10 to 19 days	1.8	3.8
	f. 20 to 29 days	.4	.3
	g. All 30 days	.8	1.0
40.	During the past 30 days, on how many days did you have at least one drink of alcohol on school property?	(1680)	(1194)
	a. 0 days	95.4	95.7
	b. 1 or 2 days	2.7	2.8
	c. 3 to 5 days	.6	.8
	d. 6 to 9 days	.4	.1
	e. 10 to 19 days	.2	.1
	f. 20 to 29 days	.1	-
	g. All 30 days	.6	.6
41.	During the past 30 days, on how many days have you had 5 or more drinks of alcohol in a row, that is, within a couple of hours?	(1681)	(1194)
	a. 0 days	85.5	74.9
	b. 1 day	5.8	8.0
	c. 2 days	3.6	5.6
	d. 3 to 5 days	2.4	6.4
	e. 6 to 9 days	1.2	2.7
	f. 10 to 19 days	.6	1.4
	g. 20 or more days	.8	1.0

	9th (N) %	11th (N) %
42. During the past 30 days, what type of alcohol did you usually drink? (Select only one response)	(1670)	(1184)
a. I did not drink alcohol during the past 30 days	69.8	57.6
b. I do not have a usual type	3.6	5.3
c. Beer	5.1	9.5
d. Malt beverages, such as Smirnoff Ice, Bacardi Silver, or Hard Lemonade	4.4	5.2
e. Wine coolers, such as Bartles & Jaymes or Seagrams	.8	.4
f. Wine	1.4	1.5
g. Liquor, such as vodka, rum, scotch, bourbon, or whiskey	13.4	18.4
h. Some other type	1.6	1.9
43. During the past 30 days, where did you usually drink alcohol? (Select only one response)	(1674)	(1187)
a. I did not drink alcohol during the past 30 days	71.0	58.2
b. At my home	11.1	9.3
c. At another person's home	12.8	26.5
d. While riding in or driving a car or other vehicle	.8	1.4
e. At a restaurant, bar or club	.5	1.2
f. At a public place such as a park, beach, or parking lot	2.2	2.4
g. At a public event such as a concert or sporting event	.8	.7
h. On school property	.8	.4
44. During the past 30 days, how did you usually get the alcohol you drank?	(1676)	(1188)
a. I did not drink alcohol during past 30 days.	70.6	57.9
b. I bought alcohol in a store such as a gas station, super market, or convenience store.	1.8	5.1
c. I bought it at a restaurant, bar, or club	.4	.8
d. I bought it at a public event such as a concert or sporting event.	.3	-
e. I gave someone else money to buy it for me.	3.7	9.6
f. Someone gave it to me,	12.4	17.5
g. I took it from a store or family member.	5.3	4.0
h. I got it some other way.	5.6	5.1
45. Who would you trust the most to give you information about alcohol or other drugs?	(1617)	(1142)
A. Someone my own age who has experience with alcohol or other drugs	29.1	29.6
B. Someone older than me who had experience with alcohol or other drugs	70.9	70.4
46. Alcohol makes people my age less stressed out:	(1665)	(1190)
A. Strongly disagree	27.2	24.3
B. Disagree	20.2	19.1

	C. Neutral	34.4	33.8
	D. Agree	12.5	16.6
	E. Strongly agree	5.7	6.3
47.	Smoking cigarettes makes people my age less stressed out:	(1670)	(1188)
	A. Strongly disagree	35.0	31.1
	B. Disagree	19.7	18.5
	C. Neutral	26.7	29.3
	D. Agree	12.3	14.7
	E. Strongly agree	6.2	6.4
48.	People my age drink alcohol because their friends do it:	(1673)	(1190)
	A. Strongly disagree	6.1	6.1
	B. Disagree	6.5	7.9
	C. Neutral	25.6	24.7
	D. Agree	39.3	37.4
	E. Strongly agree	22.5	23.9
49.	People my age smoke cigarettes because their friends do it:	(1670)	(1188)
	A. Strongly disagree	7.0	6.6
	B. Disagree	7.8	10.4
	C. Neutral	25.3	28.3
	D. Agree	38.1	32.6
50.	E. Strongly agree	21.7	22.1
	People my age drink alcohol because their parents do:	(1673)	(1192)
	A. Strongly disagree	10.5	10.7
	B. Disagree	19.6	20.3
	C. Neutral	39.8	36.4
	D. Agree	22.8	25.9
51.	E. Strongly agree	7.3	6.7
	People my age smoke cigarettes because their parents do:	(1671)	(1190)
	A. Strongly disagree	10.8	10.3
	B. Disagree	17.2	16.7
	C. Neutral	40.8	39.4
52.	D. Agree	24.0	25.5
	E. Strongly agree	7.2	8.2
	People my age drink alcohol because they see it in the media (e.g., TV, movies):	(1677)	(1191)
	A. Strongly disagree		
	B. Disagree	14.4	13.9
	C. Neutral	20.9	20.9
53.	D. Agree	37.2	35.1
	E. Strongly agree	20.5	22.8
		6.9	7.2
	People my age smoke cigarettes because they see it in the media (e.g., TV, movies):	(1661)	(1182)
	A. Strongly disagree		
	B. Disagree	15.1	15.4
54.	C. Neutral	21.9	23.3
	D. Agree	38.4	37.0
	E. Strongly agree	18.4	18.4
		6.4	5.9

	People my age who drink alcohol are popular:		
	A. Strongly disagree	(1669)	(1184)
	B. Disagree	22.9	17.5
55.	C. Neutral	23.2	19.6
	D. Agree	36.4	35.3
	E. Strongly agree	12.5	19.8
		5.0	7.8
	People my age who smoke cigarettes are popular:		
	A. Strongly disagree	(1676)	(1189)
56.	B. Disagree	27.7	26.0
	C. Neutral	26.0	32.2
	D. Agree	33.8	32.5
	E. Strongly agree	8.5	6.6
		3.9	2.7
	People my age who drink alcohol do poorly in school:		
	A. Strongly disagree	(1665)	(1189)
57.	B. Disagree	8.5	13.9
	C. Neutral	13.7	23.4
	D. Agree	35.9	39.4
	E. Strongly agree	25.6	16.2
		16.3	7.1
58.	People my age who smoke cigarettes do poorly in school:		
	A. Strongly disagree	(1676)	(1187)
	B. Disagree	9.1	14.0
	C. Neutral	13.7	21.2
	D. Agree	39.0	38.2
	E. Strongly agree	23.0	17.4
	People my age who say no to using alcohol feel good about themselves:	15.2	9.3
59.	themselfes:	(1675)	(1190)
	A. Strongly disagree	6.9	5.5
	B. Disagree	6.7	6.7
	C. Neutral	29.6	34.0
	D. Agree	30.9	32.6
	E. Strongly agree	25.9	21.2
	People my age who say no to using cigarettes feel good about themselves:	(1678)	(1189)
60.	A. Strongly disagree		
	B. Disagree	7.3	5.0
	C. Neutral	5.3	4.5
	D. Agree	27.8	30.7
	E. Strongly agree	31.6	33.3
61.		27.9	26.5
	People my age drink alcohol to feel high:		
	A. Strongly disagree	(1676)	(1187)
	B. Disagree	9.8	9.2
	C. Neutral	13.8	12.9
	D. Agree	35.7	31.7
	E. Strongly agree	28.3	31.2
62.		12.4	15.1
	People my age smoke cigarettes to feel high:		
	A. Strongly disagree	(1668)	(1182)
	B. Disagree	12.1	13.5
	C. Neutral	17.6	19.5
	D. Agree	36.6	38.0

	E. Strongly agree	22.4	20.6
		11.4	8.4
	The best way to talk to people my age about alcohol or cigarettes is through (select all that apply):		
63.		(1221)	(900)
	A. Teen SOURCE Theatre plays		
	B. Commercials on television	8.5	12.3
	C. Commercials on the radio	7.2	7.7
	D. Social networking site (e.g., Facebook, My space)	2.4	2.6
	E. Assemblies or presentations at school	18.4	19.0
	F. Guest presentations by people who have had bad experiences with alcohol or tobacco	15.5	9.7
		48.0	48.8
	Have you ever heard of the “Believe In All Your Possibilities” campaign?	(1664)	(1177)
	A. Yes		
	B. No	34.3	29.9
	C. Unsure	43.9	53.7
		21.8	16.4
		9th	11th
		(N)	(N)
		%	%
64.	During your life, how many times have you used marijuana?	(1678)	(1192)
	a. 0 times	68.0	52.1
	b. 1 or 2 times	7.3	8.0
	c. 3 to 9 times	6.7	8.2
	d. 10 to 19 times	3.6	5.5
	e. 20 to 39 times	3.2	5.6
	f. 40 to 99 times	3.3	5.6
	g. 100 or more times	7.9	14.9
65.	How old were you when you tried marijuana for the first time?	(1679)	(1192)
	a. I have never tried marijuana	68.6	51.5
	b. 8 years or younger	2.0	2.6
	c. 9 or 10 years old	2.0	1.8
	d. 11 or 12 years old	8.0	5.6
	e. 13 or 14 years old	16.9	17.9
	f. 15 or 16 years old	2.4	19.5
	g. 17 years old or older	.1	1.1
66.	During the past 30 days, how many times did you use marijuana?	(1669)	(1185)
	a. 0 times	80.5	74.9
	b. 1 or 2 times	6.4	6.4
	c. 3 to 9 times	5.5	5.9

	d. 10 to 19 times	2.2	3.9
	e. 20 to 39 times	2.0	3.7
	f. 40 or more times	3.5	5.1
67.	During the past 30 days, how many times did you use marijuana on school property?	(1668)	(1188)
	a. 0 times	92.7	93.4
	b. 1 or 2 times	2.8	3.2
	c. 3 to 9 times	1.9	1.4
	d. 10 to 19 times	.8	.3
	e. 20 to 39 times	.5	.5
	f. 40 or more times	1.3	1.2
68.	Have you ever used prescription drugs or over-the-counter medicine to get high?	(1656)	(1181)
	a. Yes	13.5	16.3
	b. No	86.5	83.7
69.	During your life, how many times have you used any form of cocaine, including powder, crack, or freebase?	(1674)	(1190)
	a. 0 times	92.5	90.9
	b. 1 or 2 times	4.3	5.0
	c. 3 to 9 times	1.1	1.3
	d. 10 to 19 times	.6	.6
	e. 20 to 39 times	.4	.3
	f. 40 or more times	1.0	1.8
70.	During the past 30 days, how many times have you used any form of cocaine, including powder, crack, or freebase?	(1681)	(1191)
	a. 0 times	95.3	96.1
	b. 1 or 2 times	1.9	1.1
	c. 3 to 9 times	1.0	1.3
	d. 10 to 19 times	.7	.3
	e. 20 to 39 times	.4	.1
	f. 40 or more times	.8	1.3
71.	During your life, how many times have you used ecstasy (also called MDMA)?	(1676)	(1194)
	a. 0 times	94.2	93.0
	b. 1 or 2 times	2.8	3.1
	c. 3 to 9 times	.8	1.7
	d. 10 to 19 times	.9	.7
	e. 20 to 39 times	.4	.4
	f. 40 or more times	.9	1.2
72.	During your life, how many times have you taken steroid pills or shots without a doctor's prescription?	(1677)	(1193)
	a. 0 times	95.8	96.1
	b. 1 or 2 times	2.3	1.3
	c. 3 to 9 times	.7	.9
	d. 10 to 19 times	.2	.3
	e. 20 to 39 times	.1	.4

	f. 40 or more times	.9	1.0
73.	During the past 12 months, has anyone offered, sold, or given you an illegal drug on school property?	(1661)	(1186)
	a. Yes	26.5	27.2
	b. No	73.5	72.8
74.	Have you ever had sexual intercourse?	(1657)	(1182)
	a. Yes	31.4	54.1
	b. No	68.6	45.9
		9th	11th
		(N)	(N)
		%	%
75.	How old were you when you had sexual intercourse for the first time?	(1670)	(1192)
	a. I have never had sexual Intercourse	69.5	45.6
	b. 11 years old or younger	4.9	3.8
	c. 12 years old	4.0	2.5
	d. 13 years old	6.3	6.2
	e. 14 years old	11.3	9.6
	f. 15 years old	3.6	17.4
	g. 16 years old	.4	13.3
	h. 17 years old or older	.2	1.5
76.	During your life, with how many people have you had sexual intercourse?	(1668)	(1192)
	a. I have never had sexual intercourse	69.8	46.5
	b. 1 person	13.3	19.9
	c. 2 people	4.9	9.2
	d. 3 people	3.4	7.5
	e. 4 people	2.0	4.4
	f. 5 people	1.4	3.1
	g. 6 or more people	5.2	9.5
77.	During the past 3 months, with how many people did you have sexual intercourse?	(1667)	(1176)
	a. I have never had sexual intercourse	73.5	52.6
	b. 1 person	17.9	35.0
	c. 2 people	3.5	6.3
	d. 3 people	1.9	1.5
	e. 4 people	1.0	1.6
	f. 5 people	.3	.6
	g. 6 people or more	2.0	2.3
78.	Did you drink alcohol or use drugs before you had sexual intercourse the last time?	(1662)	(1185)
	a. I have never had sexual intercourse	69.0	46.2
	b. Yes	9.6	13.4

	c. No	21.5	40.4
79.	The last time you had sexual intercourse; did you or your partner use a condom?	(1659)	(1175)
	a. I have never had sexual intercourse	70.5	47.4
	b. Yes	18.3	30.6
	c. No	11.2	22.0
80.	The last time you had sexual intercourse, what one method did you or your partner use to prevent pregnancy? (select only one response)	(1668)	(1183)
	a. I have never had sexual intercourse	70.5	47.4
	b. No method was used to prevent pregnancy	5.5	6.2
	c. Birth control pills	2.8	11.1
	d. Condoms	15.8	24.6
	e. Depo-Provera (injectable birth control)	.7	1.7
	f. Withdrawal	2.9	6.5
	g. Some other method	.6	1.3
	h. Not sure	1.3	1.3
81.	How many times have you been pregnant or gotten someone pregnant?	(1675)	(1189)
	a. 0 times	93.4	93.4
	b. 1 time	2.7	2.3
	c. 2 or more times	2.0	1.9
	d. Not sure	1.9	2.5
82.	Have you ever had oral sex?	(1668)	(1183)
	a. Yes	32.7	56.0
	b. No	67.3	44.0

	9th (N) %	11th (N) %
83. During the past 30 days, did you exercise to lose weight or keep from gaining weight?	(1670)	(1187)
a. Yes	62.2	57.5
b. No	37.8	42.5
84. During the past 30 days did you eat less food, fewer calories, or foods low in fat to lose weight or keep from gaining weight?	(1674)	(1188)
a. Yes	38.5	37.5
b. No	61.5	62.5
85. During the past 30 days, did you go without eating for 24 hours or more (fast) to lose weight or keep from gaining weight?	(1664)	(1183)
a. Yes	12.1	10.1
b. No	87.9	89.9
86. During the past 30 days, did you take any diet pills, powders, or liquids, without a doctor's advice to lose weight or from gaining weight? (Don't include meal replacement Products such as Slim Fast.)	(1661)	(1178)
a. Yes	5.4	5.9
b. No	94.6	94.1
87. During the past 30 days did you vomit or take laxatives to lose weight or keep from gaining weight?	(1640)	(1170)
a. Yes	6.8	5.4
b. No	93.2	94.6

	9th (N) %	11th (N) %
88. During the past 7 days, how many days were you physically active for a total of at least 60 minutes per day? (Add up all the time you spend in any kind of physical activity that increases your heart rate and makes you breathe hard some of the time)	(1665)	(1187)
a. 0 days	19.7	22.9
b. 1 day	8.0	9.7
c. 2 days	9.4	10.6
d. 3 days	11.5	10.1
e. 4 days	9.2	8.2
f. 5 days	12.1	11.4
g. 6 days	6.9	6.7
h. 7 days	23.1	20.5
89. On how many of the past 7 days did you exercise or participate in physical activity for at least 20 minutes that made you sweat and breathe hard, such as basketball, soccer, running, swimming laps, fast bicycling, fast dancing, or similar aerobic activities?	(1637)	(1169)
a. 0 days	19.4	23.6
b. 1 day	9.6	10.1
c. 2 days	10.9	8.8
d. 3 days	10.1	11.5
e. 4 days	9.2	8.9
f. 5 days	12.6	11.5
g. 6 days	5.4	6.2
h. 7 days	22.7	19.4

		9 th	11 th
		(N)	(N)
		%	%
90.	On how many of the past 7 days did you do exercises to strengthen or tone your muscles , such as pushups, sit-ups, or weight lifting?	(1662)	(1186)
a.	0 days	29.5	34.9
b.	1 day	12.2	11.3
c.	2 days	9.9	8.5
d.	3 days	9.9	10.7
e.	4 days	7.9	8.5
f.	5 days	10.6	10.2
g.	6 days	3.5	3.2
h.	7 days	16.5	12.6
91.	On the average school day, how many hours do you watch TV?	(1666)	(1190)
a.	I do not watch TV on an average school day	15.9	18.2
b.	Less than 1 hour per day	18.4	20.8
c.	1 hour per day	15.4	18.0
d.	2 hours per day	20.9	19.4
e.	3 hours per day	14.6	12.9
f.	4 hours per day	6.8	4.6
g.	5 hours or more per day	8.0	6.1
92.	On an average school day, how many hours do you play video or computer games or use a computer for something that is not school work? (Include activities such as Nintendo, Game Boy, PlayStation, Xbox, computer games, and the Internet.)	(1664)	(1188)
a.	I do not play video or computer games or use a computer for something that is not school work	15.3	18.8
b.	Less than 1 hour per day	23.1	21.0
c.	1 hour per day	16.4	15.0
d.	2 hours per day	15.7	18.2
e.	3 hours per day	12.1	11.6
f.	4 hours per day	6.5	6.6
g.	5 or more hours per day	10.9	8.9

		9th (N) %	11th (N) %
93.	Have you ever been taught about AIDS or HIV in school?	(1666)	(1185)
	a. Yes	81.9	51.1
	b. No	12.4	44.5
	c. Not sure	5.8	4.4
94.	Have you ever talked about AIDS or HIV infection with your parents or other adults in your family?	(1660)	(1190)
	a. Yes	48.2	62.8
	b. No	44.2	23.2
	c. Not sure	7.7	9.8
95.	How important is it for schools to help students address the problems of today such as drug abuse, violence, AIDS/HIV, teen pregnancy, abuse, and suicide?	(1668)	(1190)
	a. Very important	66.0	62.8
	b. Important	20.6	23.2
	c. Somewhat important	9.4	9.8
	d. Not important	4.1	4.2
96.	If you or one of your friends was being physically or sexually abused, do you know who you should report it to?	(1664)	(1183)
	a. Yes	73.6	74.6
	b. No	15.6	15.6
	c. Not sure	10.8	9.8
97.	During your last check-up, did your doctor or nurse discuss ways to prevent pregnancy, AIDS, or other sexually transmitted diseases (STDs)?	(1659)	(1180)
	a. Yes	21.6	30.2
	b. No	67.5	63.4
	c. Not sure	11.0	6.4

	9th (N) %	11th (N) %
98. How often do you wear sunscreen or sun block when you are outside at school?	(1674)	(1188)
a. Never	56.4	55.1
b. Rarely	23.2	23.8
c. Sometimes	13.3	13.3
d. Most of the time	5.1	5.5
e. Always	1.9	2.3
99. On an average school night, how many hours of sleep do you get?	(1679)	(1190)
a. 4 or less hours	7.6	7.8
b. 5 hours	10.6	15.3
c. 6 hours	18.8	24.1
d. 7 hours	28.9	29.7
e. 8 hours	24.9	18.9
f. 9 hours	7.1	2.7
g. 10 or more hours	2.0	1.5